



Fall 2023 Course Evaluations - Danforth Campus

# Fall 2023 Engineering Instructor Report for FL2023.T17.JME.3710.01 - Principles of Heat Transfer (Michael Wendl)



Created Wednesday, December 27, 2023



Courses Audience: 36  
Responses Received: 7  
Response Ratio: 19.44%

## Report Comments

Welcome to your Instructor Report for WashU Course Evaluations. Below you will find response data from the specified course section. Responses to personalized questions appear at the bottom of the report.

The intention of this report is to provide feedback, and also to prompt improvement in areas that may be lacking. This report is accessible to appropriate department level and school level users, as determined by your school. We appreciate your dedication to our learning community at Washington University.

If you have questions about this report, please contact [evals@wustl.edu](mailto:evals@wustl.edu)

## Course Administration

---

**Was a course syllabus or a course information sheet distributed or available online?**

Was a course syllabus or a course information sheet distributed or available online?

Options	Count	Percentage
Yes	7	100.00%
No	0	0.00%

**Did the syllabus explain the content and administration of the course (e.g., office hours, grading)?**

Did the syllabus explain the content and administration of the course (e.g., office hours, grading)?

Options	Count	Percentage
Yes	7	100.00%
No	0	0.00%

**Early in the semester, did your professor explain the expectations for academic integrity?**

Early in the semester, did your professor explain the expectations for academic integrity?

Options	Count	Percentage
Yes	7	100.00%
No	0	0.00%

## Rating Scale Responses

Question	Subject			
	Response Count	Mean	Standard Deviation	Median
In retrospect, the syllabus was an accurate reflection of how the course was actually taught.	7	6.86	0.38	7.00
The course matched the course catalog description.	7	6.86	0.38	7.00

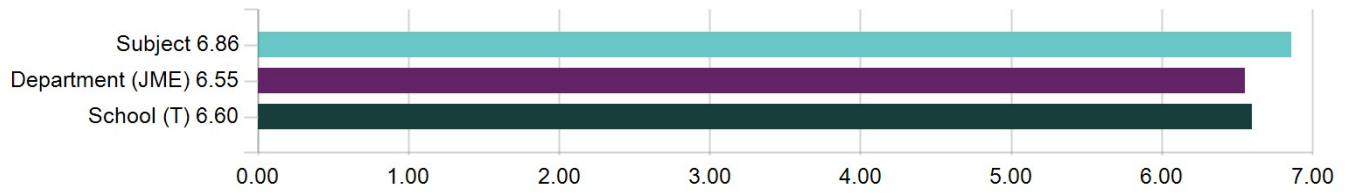
### 1. In retrospect, the syllabus was an accurate reflection of how the course was actually taught.

1 - Strongly ...	0.00%	0					
2	0.00%	0					
3	0.00%	0					
4	0.00%	0					
5	0.00%	0					
6	14.29%	1	■				
7 - Strongly ...	85.71%	6		■			
<b>Total</b>		<b>7</b>	0	4	8		

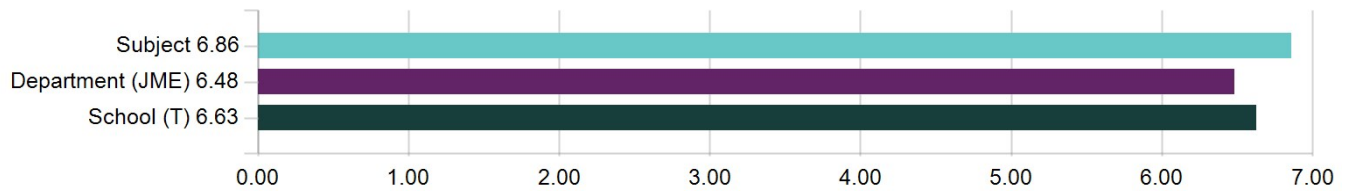
### 2. The course matched the course catalog description.

1 - Strongly ...	0.00%	0					
2	0.00%	0					
3	0.00%	0					
4	0.00%	0					
5	0.00%	0					
6	14.29%	1	■				
7 - Strongly ...	85.71%	6		■			
<b>Total</b>		<b>7</b>	0	4	8		

**1. In retrospect, the syllabus was an accurate reflection of how the course was actually taught.**

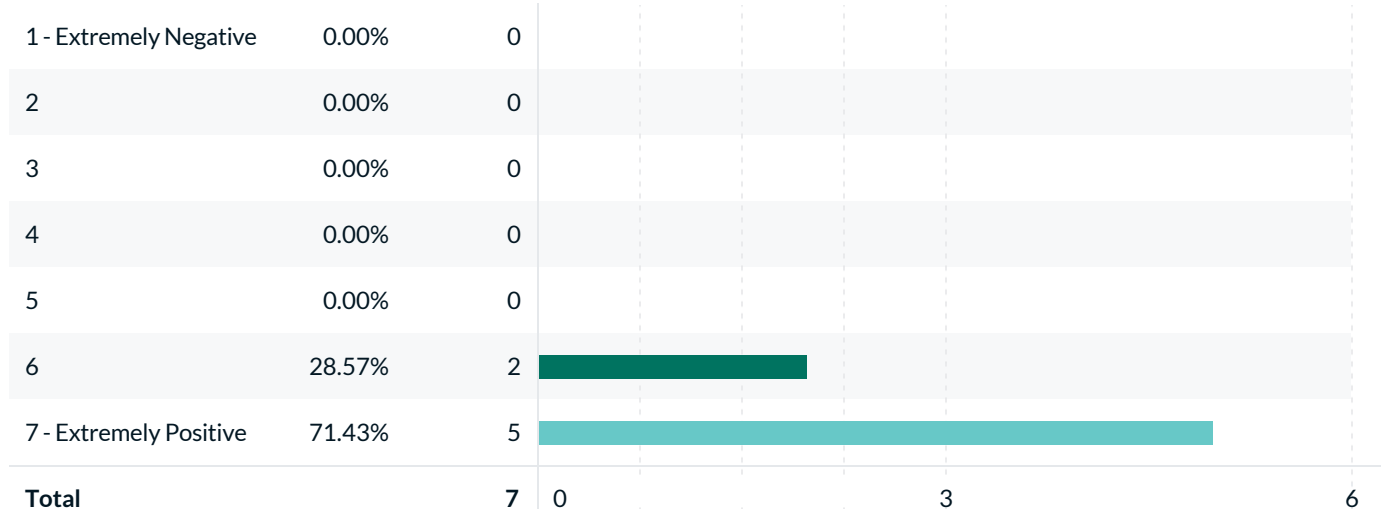


**2. The course matched the course catalog description.**

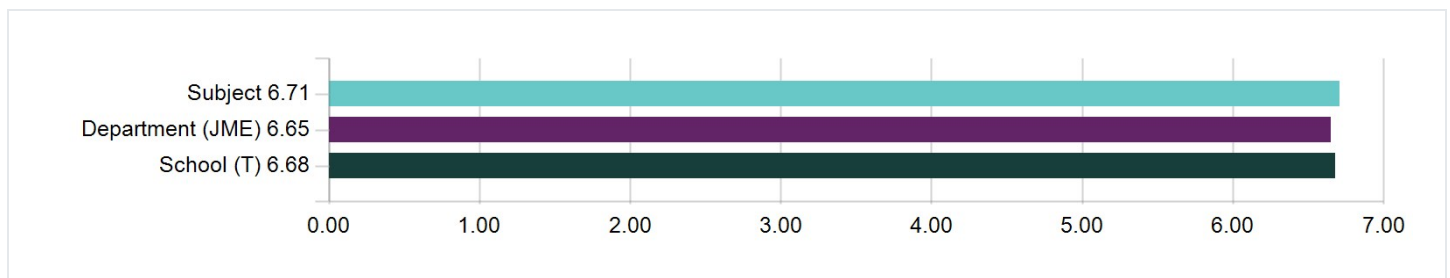


Please rate how well **Michael Wendl** promoted an inclusive learning environment with regard to the diversity of student personal backgrounds and identities.

Please rate how well **Michael Wendl** promoted an inclusive learning environment with regard to the diversity of student personal backgrounds and identities.



Statistics	Value
Response Count	7
Mean	6.71
Median	7.00
Standard Deviation	0.49



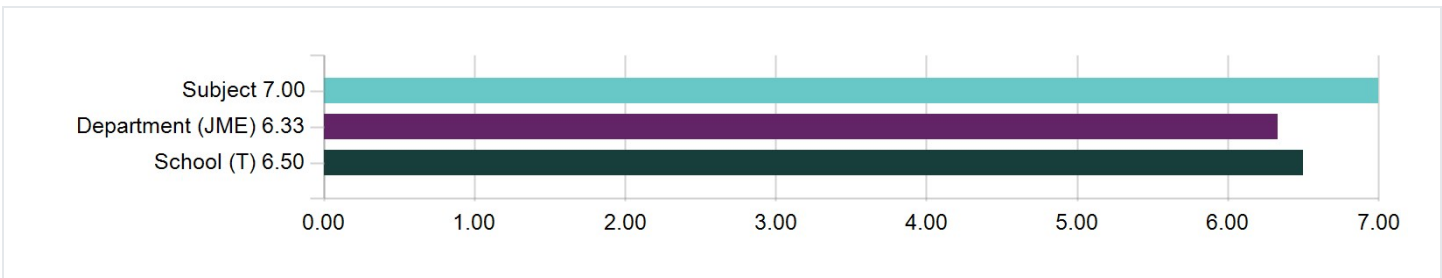
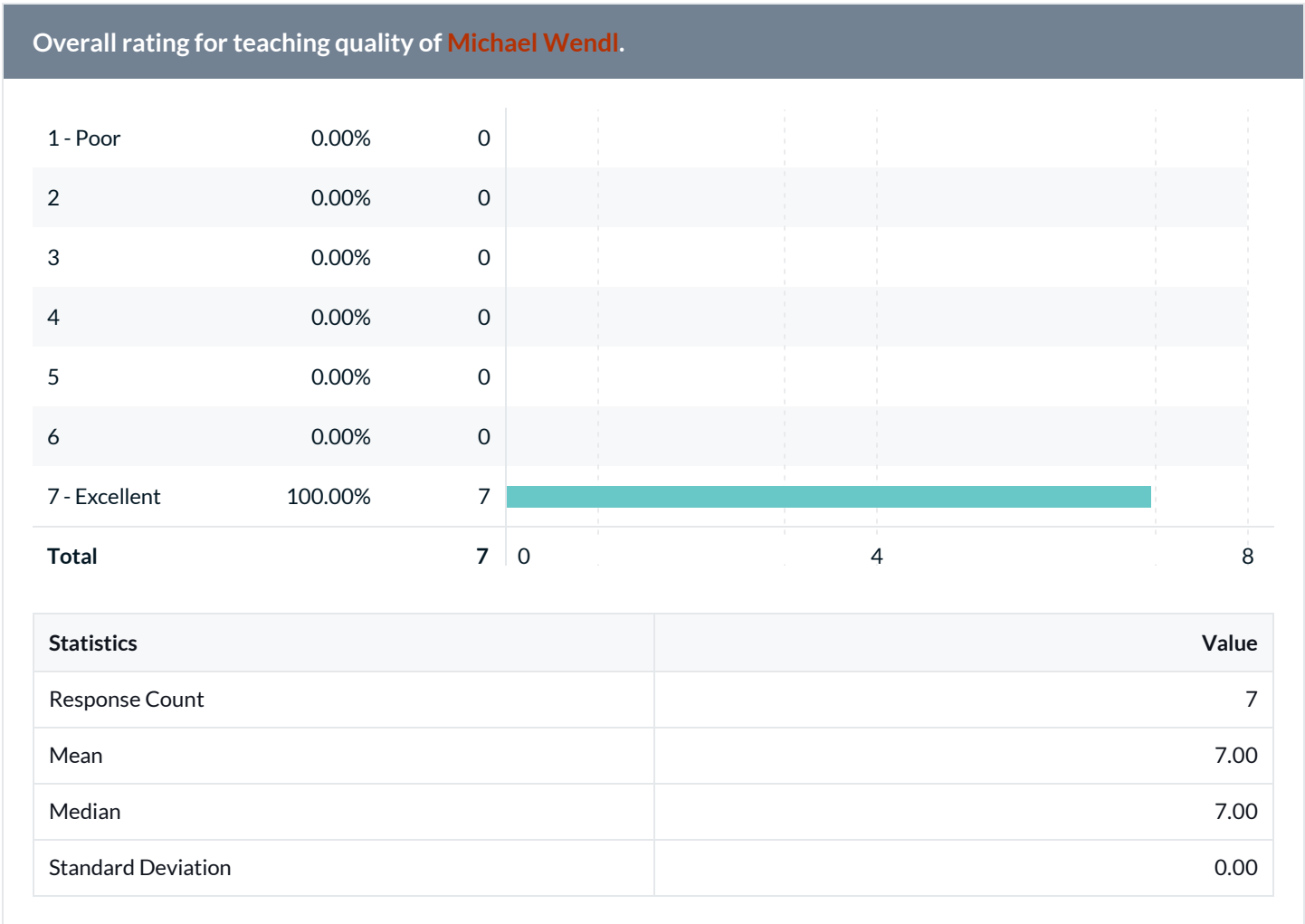
Where relevant, please give specific examples to explain your answer above.

Comments

Professor Wendl was very open to questions and encouraged them quite a bit. I always felt that any questions or concerns from anyone in the class would be heard and addressed.

# Instructor Evaluation

## Overall rating for teaching quality of Michael Wendl.



## Rating Scale Responses for Michael Wendl

Question	Subject			
	Response Count	Mean	Standard Deviation	Median
The instructor made the course interesting.	7	6.71	0.49	7.00
The instructor was enthusiastic about the course.	7	6.71	0.49	7.00
The material was covered at a reasonable pace.	7	6.57	0.79	7.00
The instructor was available to answer questions (through office hours, email, etc.).	7	6.86	0.38	7.00
The instructor was well-organized and prepared for class.	7	6.86	0.38	7.00
The instructor explained the course material so that you could understand it.	7	6.71	0.49	7.00

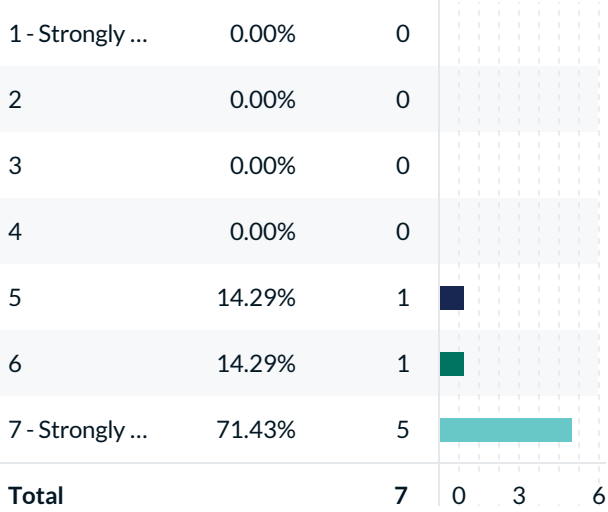
### 1. The instructor made the course interesting.

1 - Strongly ...	0.00%	0					
2	0.00%	0					
3	0.00%	0					
4	0.00%	0					
5	0.00%	0					
6	28.57%	2					
7 - Strongly ...	71.43%	5					
<b>Total</b>		<b>7</b>	<b>0</b>	<b>3</b>	<b>6</b>		

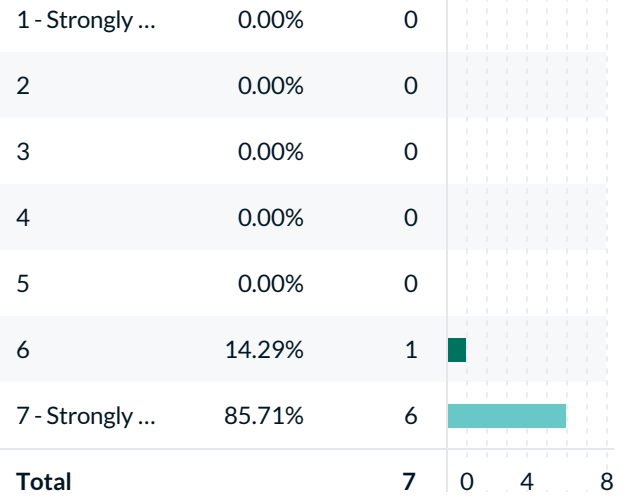
### 2. The instructor was enthusiastic about the course.

1 - Strongly ...	0.00%	0					
2	0.00%	0					
3	0.00%	0					
4	0.00%	0					
5	0.00%	0					
6	28.57%	2					
7 - Strongly ...	71.43%	5					
<b>Total</b>		<b>7</b>	<b>0</b>	<b>3</b>	<b>6</b>		

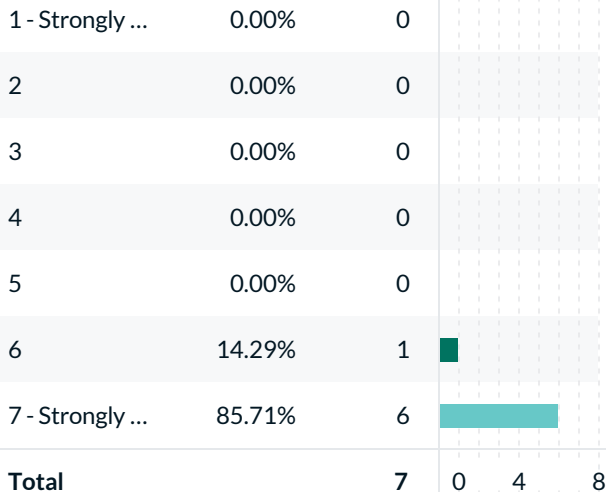
### 3. The material was covered at a reasonable pace.



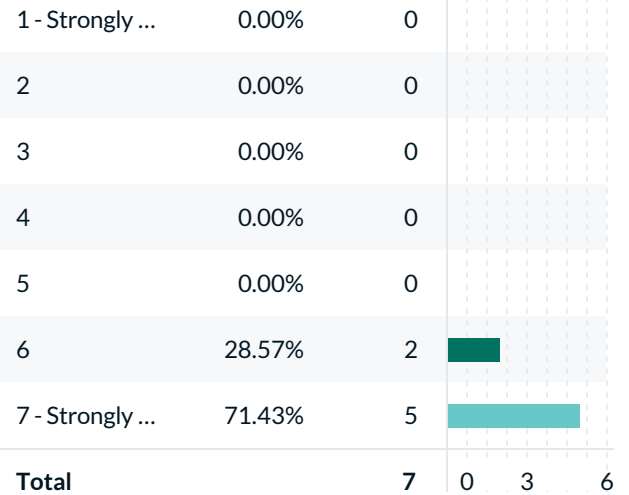
### 4. The instructor was available to answer questions (through office hours, email, etc.).



### 5. The instructor was well-organized and prepared for class.

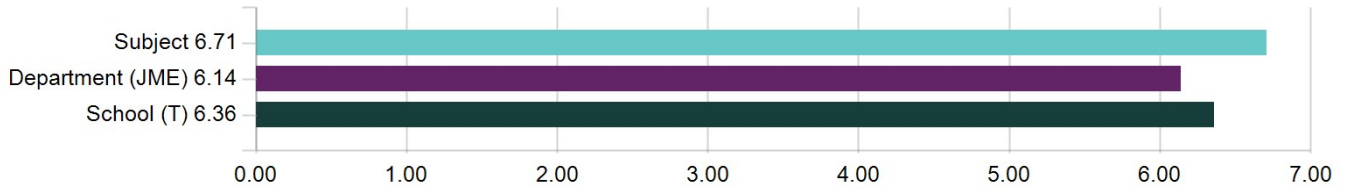


### 6. The instructor explained the course material so that you could understand it.

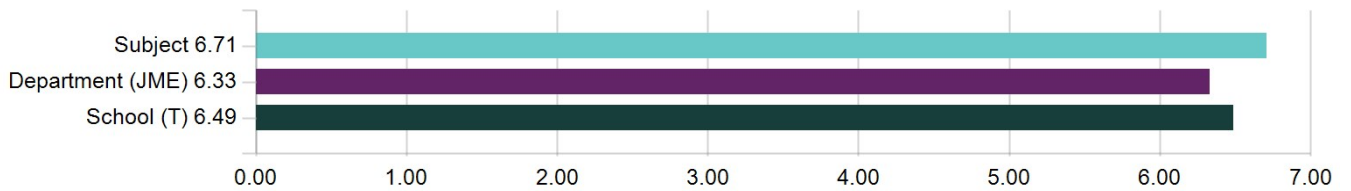




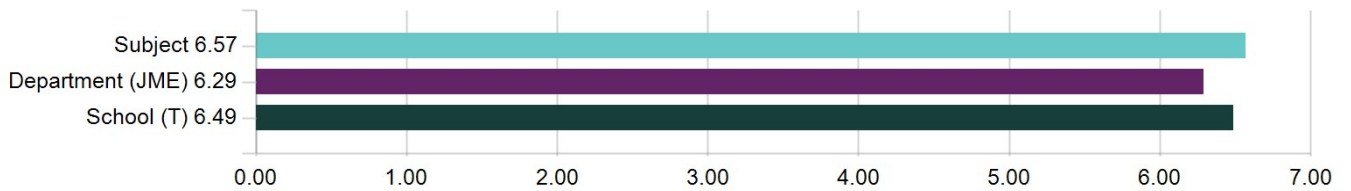
**1. The instructor made the course interesting.**



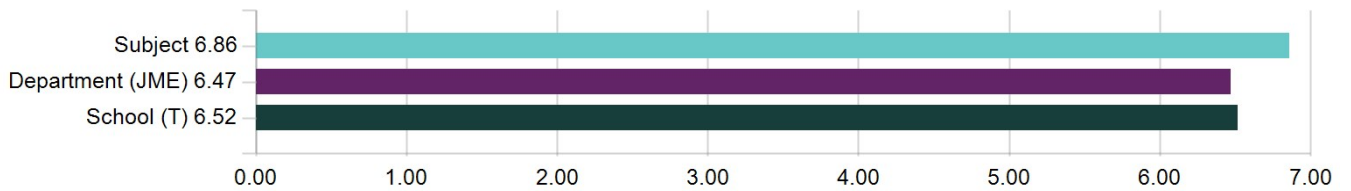
**2. The instructor was enthusiastic about the course.**



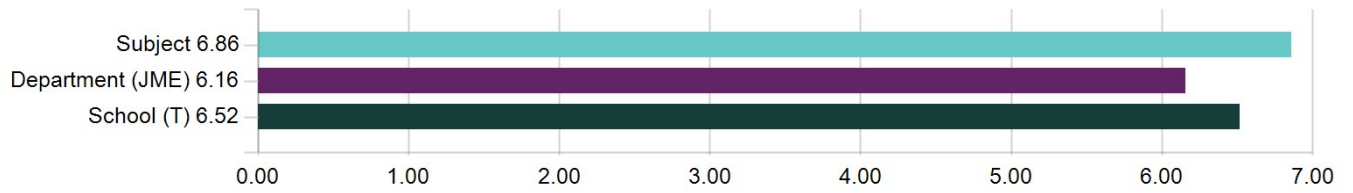
**3. The material was covered at a reasonable pace.**



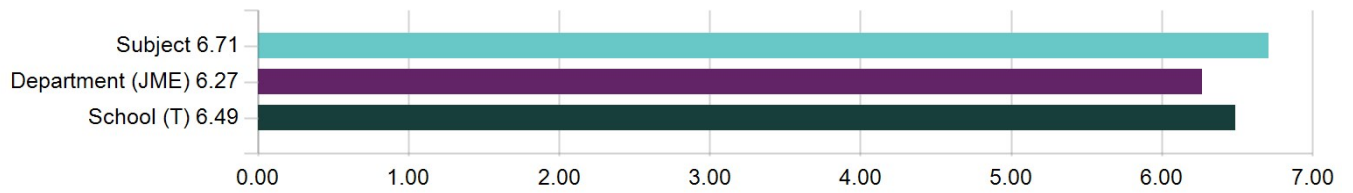
**4. The instructor was available to answer questions (through office hours, email, etc.).**



**5. The instructor was well-organized and prepared for class.**

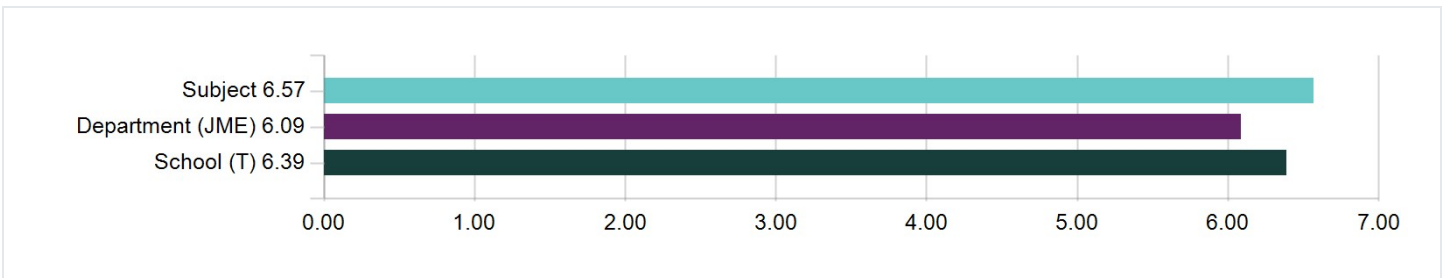
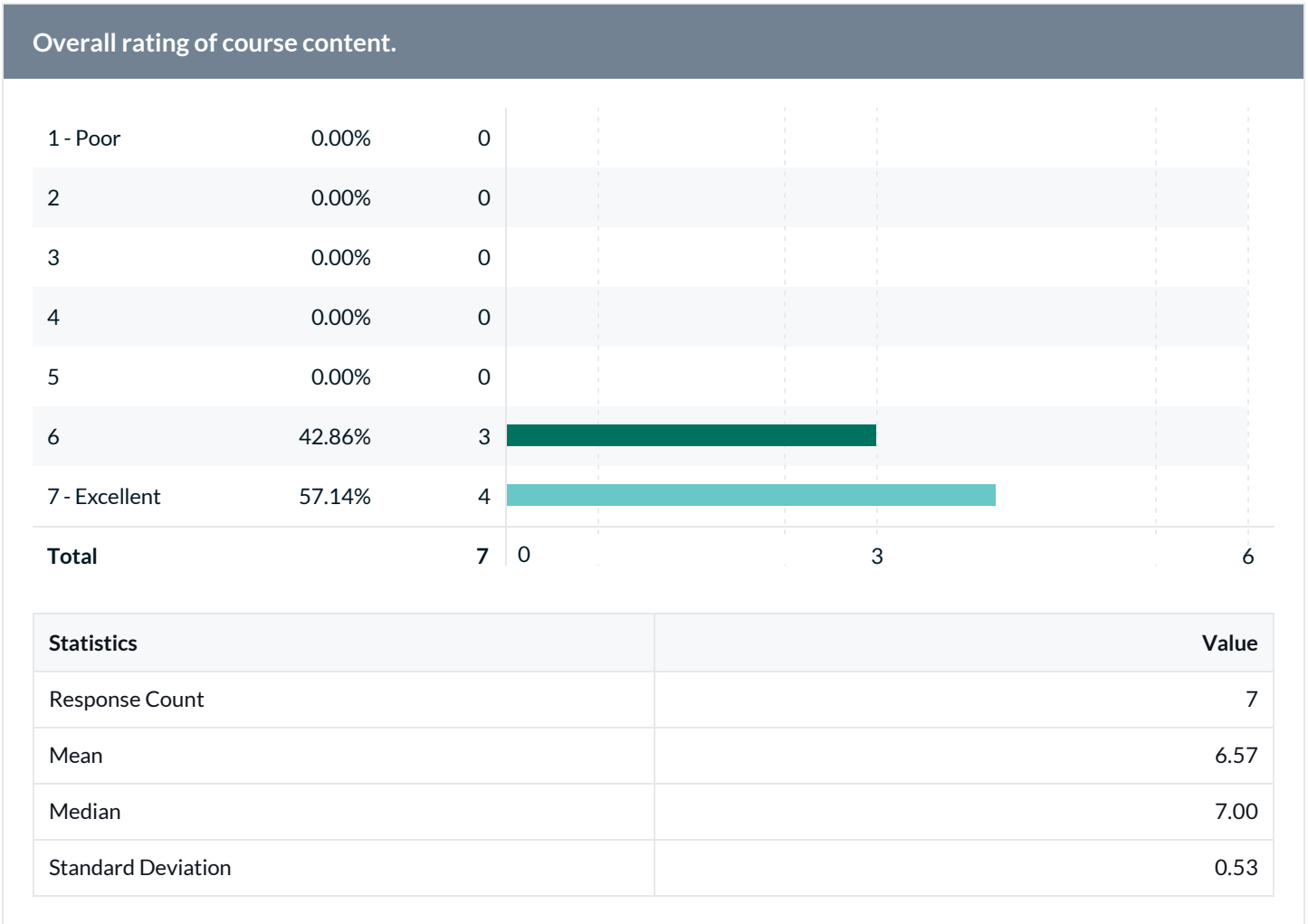


**6. The instructor explained the course material so that you could understand it.**



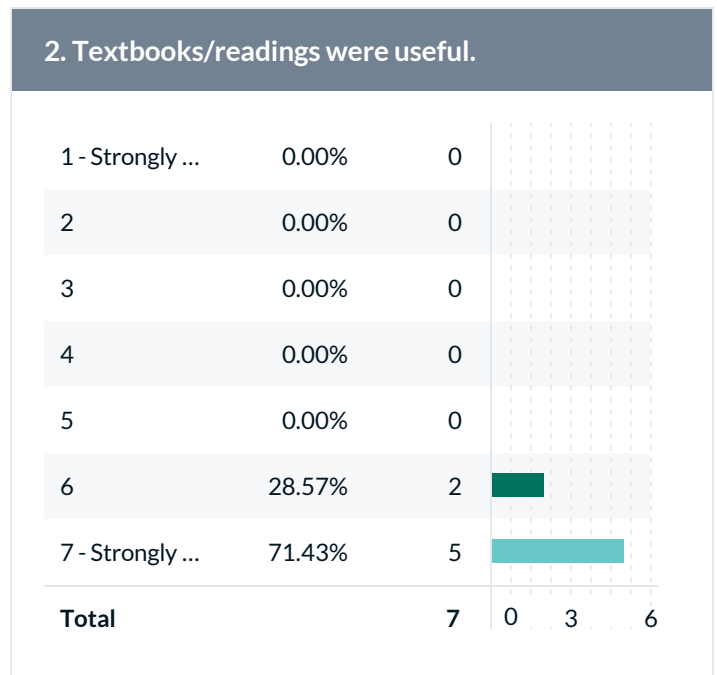
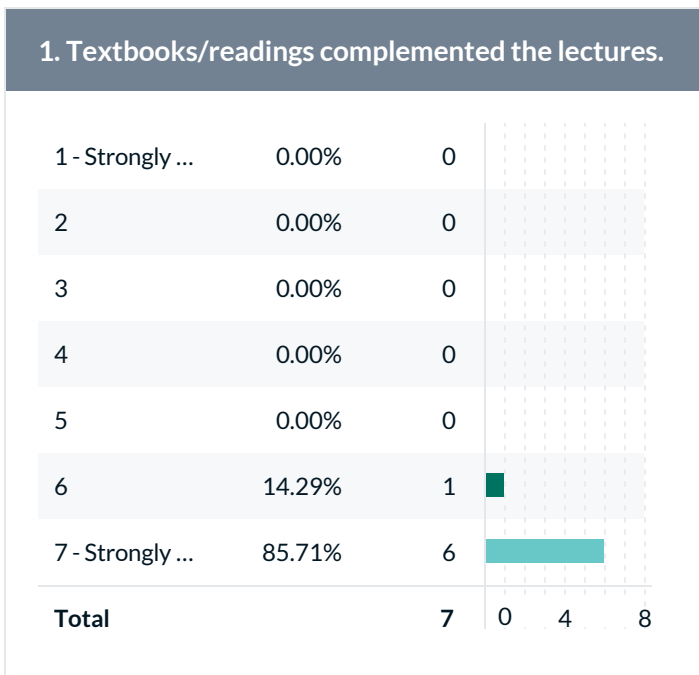
# Course Materials and Assignments

## Overall rating of course content.



# Rating Scale Responses

Question	Subject			
	Response Count	Mean	Standard Deviation	Median
Textbooks/readings complemented the lectures.	7	6.86	0.38	7.00
Textbooks/readings were useful.	7	6.71	0.49	7.00
Assigned homeworks were helpful and relevant to the course.	7	6.86	0.38	7.00
There was reasonable time to complete assignments.	7	6.86	0.38	7.00
Assignments were returned within a reasonable period of time.	7	5.57	1.40	5.00
Comments on graded work were helpful.	7	5.00	1.73	5.00
Labs were an effective supplement to the course.	3	6.67	0.58	7.00
The course material drew upon real world applications.	7	6.86	0.38	7.00



### 3. Assigned homeworks were helpful and relevant to the course.

1 - Strongly ...	0.00%	0				
2	0.00%	0				
3	0.00%	0				
4	0.00%	0				
5	0.00%	0				
6	14.29%	1	█			
7 - Strongly ...	85.71%	6	████████			
<b>Total</b>		<b>7</b>	<b>0</b>	<b>4</b>	<b>8</b>	

### 4. There was reasonable time to complete assignments.

1 - Strongly ...	0.00%	0				
2	0.00%	0				
3	0.00%	0				
4	0.00%	0				
5	0.00%	0				
6	14.29%	1	█			
7 - Strongly ...	85.71%	6	████████			
<b>Total</b>		<b>7</b>	<b>0</b>	<b>4</b>	<b>8</b>	

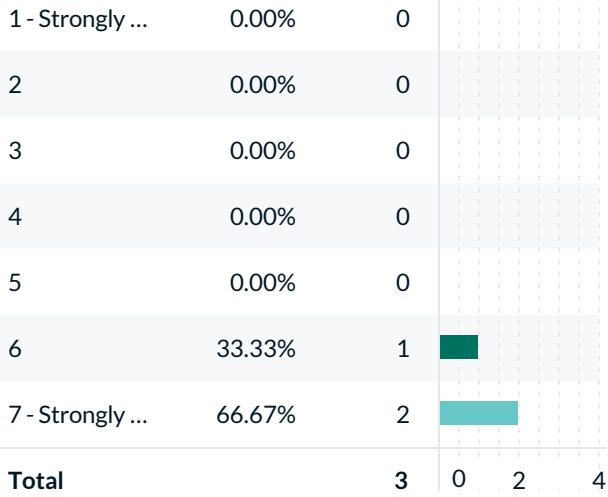
### 5. Assignments were returned within a reasonable period of time.

1 - Strongly ...	0.00%	0				
2	0.00%	0				
3	0.00%	0				
4	28.57%	2	████			
5	28.57%	2	████			
6	0.00%	0				
7 - Strongly ...	42.86%	3	████████			
<b>Total</b>		<b>7</b>	<b>0</b>	<b>2</b>	<b>4</b>	

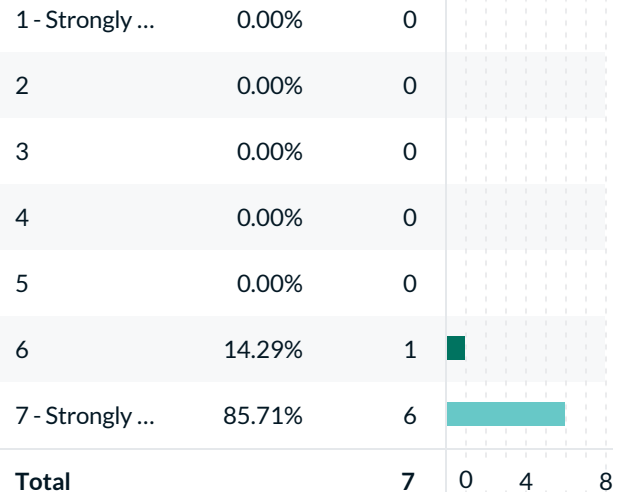
### 6. Comments on graded work were helpful.

1 - Strongly ...	0.00%	0				
2	14.29%	1	█			
3	0.00%	0				
4	14.29%	1	█			
5	42.86%	3	████████			
6	0.00%	0				
7 - Strongly ...	28.57%	2	████			
<b>Total</b>		<b>7</b>	<b>0</b>	<b>2</b>	<b>4</b>	

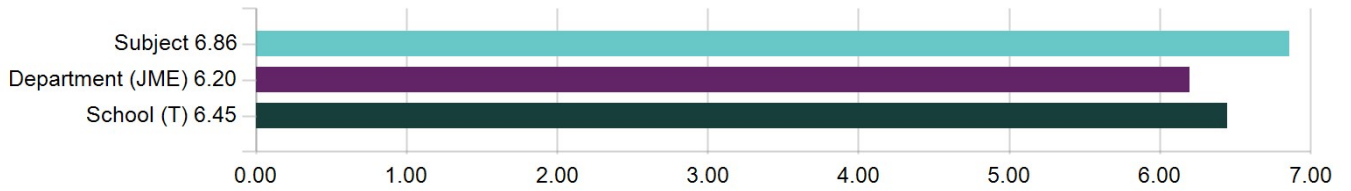
### 7. Labs were an effective supplement to the course.



### 8. The course material drew upon real world applications.



### 1. Textbooks/readings complemented the lectures.



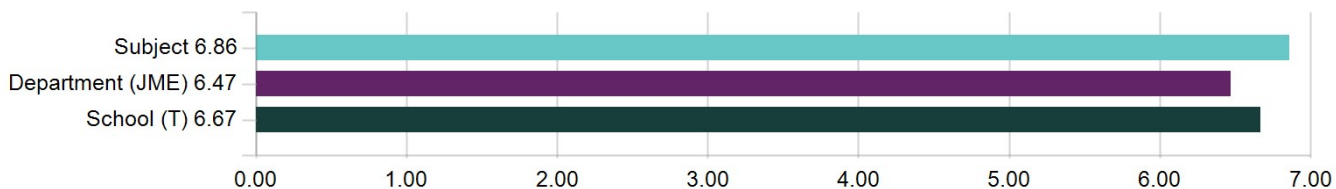
### 2. Textbooks/readings were useful.



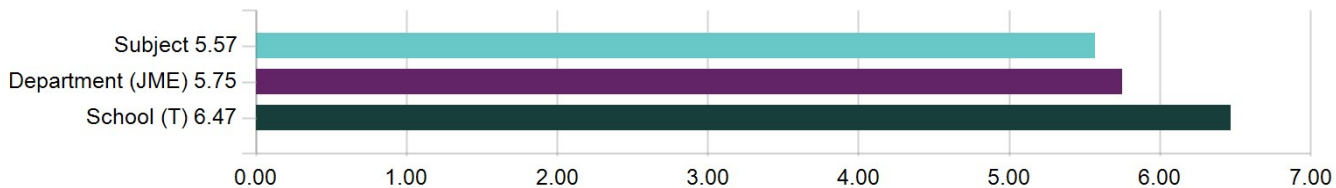
**3. Assigned homeworks were helpful and relevant to the course.**



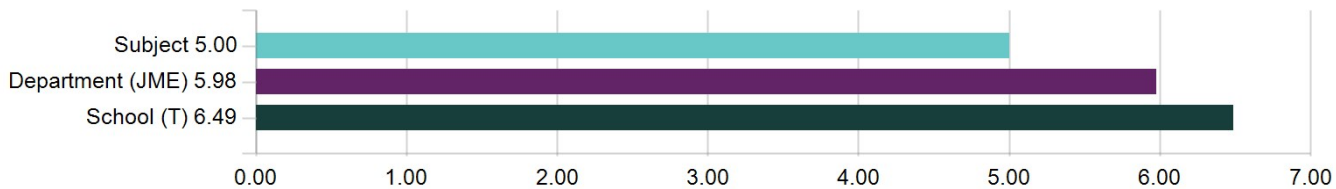
**4. There was reasonable time to complete assignments.**



**5. Assignments were returned within a reasonable period of time.**



**6. Comments on graded work were helpful.**



**7. Labs were an effective supplement to the course.**



**8. The course material drew upon real world applications.**



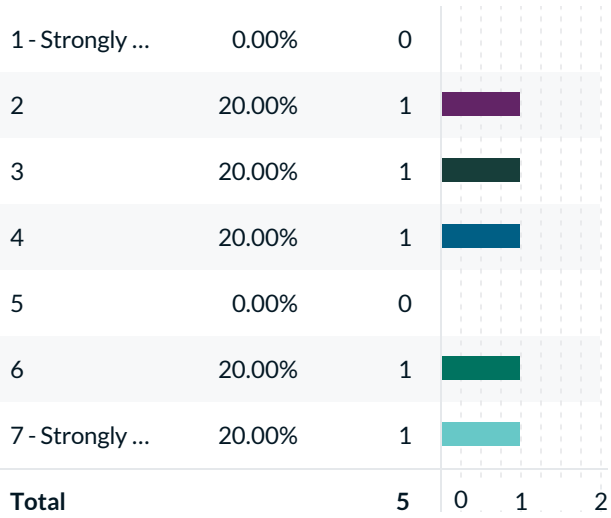
**Assistant to the Instructor (AI) and Recitation**

**Rating Scale Responses**

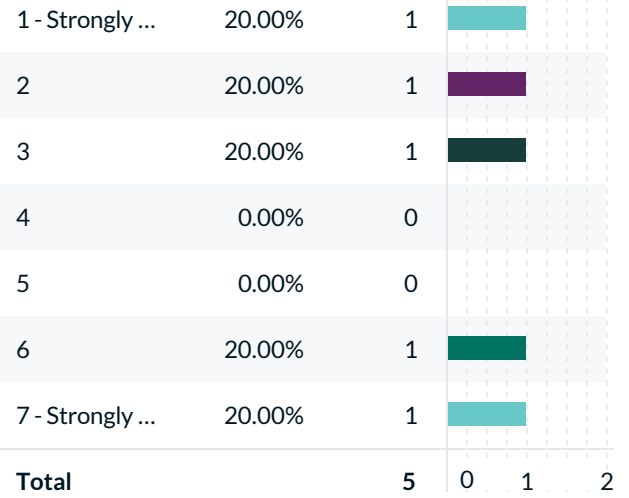
Question	Subject			
	Response Count	Mean	Standard Deviation	Median
The assistant to the instructor was effective.	5	4.40	2.07	4.00
The assistant to the instructor was available and responsive to questions.	5	3.80	2.59	3.00
Recitation section served to enhance your understanding of the course material.	3	5.33	2.08	6.00



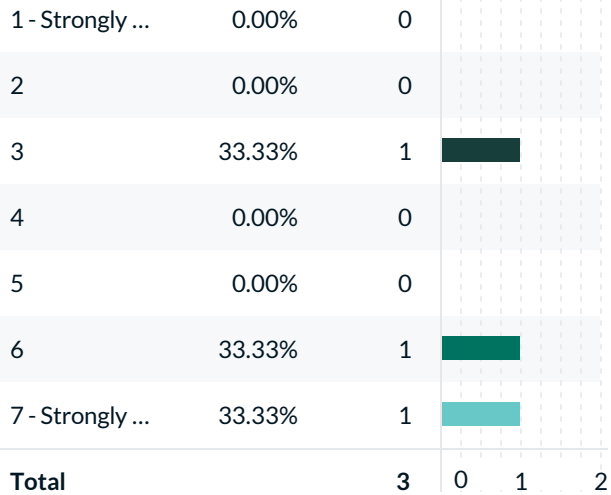
### 1. The assistant to the instructor was effective.



### 2. The assistant to the instructor was available and responsive to questions.



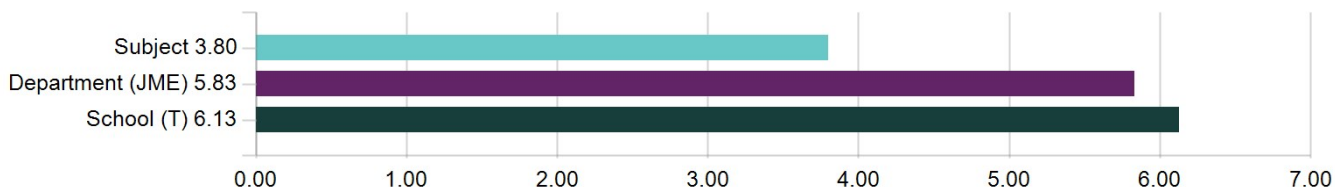
### 3. Recitation section served to enhance your understanding of the course material.



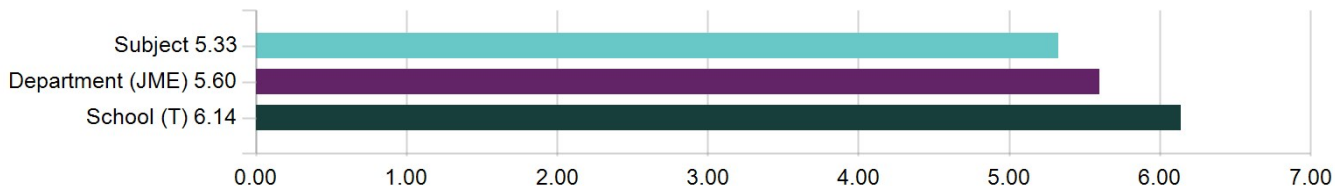
### 1. The assistant to the instructor was effective.



### 2. The assistant to the instructor was available and responsive to questions.



### 3. Recitation section served to enhance your understanding of the course material.



## Please comment on the effectiveness of the assistant to the instructor (AI).

### Comments

Not available for study sessions, no comments on graded homework.

It was useful for getting the grades, but it will be better for following courses if the assistant was available to help students with the material

## Please comment on the effectiveness of the recitation section.

### Comments

0%. Was not offered this semester.

## Exams and Grade

### Expected grade for this course.

Expected grade for this course.		
Options	Count	Percentage
A	5	71.43%
B	1	14.29%
C	1	14.29%
D	0	0.00%
F	0	0.00%
P	0	0.00%

### Rating Scale Responses

Question	Subject			
	Response Count	Mean	Standard Deviation	Median
Exams reflected material taught.	7	6.86	0.38	7.00
Adequate time was given to complete exams.	7	6.86	0.38	7.00
Your grades to this point accurately reflect your understanding of the material.	7	6.71	0.49	7.00
The grading system was consistent and equitable.	7	6.71	0.49	7.00

### 1. Exams reflected material taught.

1 - Strongly ...	0.00%	0	
2	0.00%	0	
3	0.00%	0	
4	0.00%	0	
5	0.00%	0	
6	14.29%	1	<div style="width: 100%;"></div>
7 - Strongly ...	85.71%	6	<div style="width: 85.71%;"></div>
<b>Total</b>		<b>7</b>	<b>0 4 8</b>

### 2. Adequate time was given to complete exams.

1 - Strongly ...	0.00%	0	
2	0.00%	0	
3	0.00%	0	
4	0.00%	0	
5	0.00%	0	
6	14.29%	1	<div style="width: 100%;"></div>
7 - Strongly ...	85.71%	6	<div style="width: 85.71%;"></div>
<b>Total</b>		<b>7</b>	<b>0 4 8</b>

### 3. Your grades to this point accurately reflect your understanding of the material.

1 - Strongly ...	0.00%	0	
2	0.00%	0	
3	0.00%	0	
4	0.00%	0	
5	0.00%	0	
6	28.57%	2	<div style="width: 28.57%;"></div>
7 - Strongly ...	71.43%	5	<div style="width: 71.43%;"></div>
<b>Total</b>		<b>7</b>	<b>0 3 6</b>

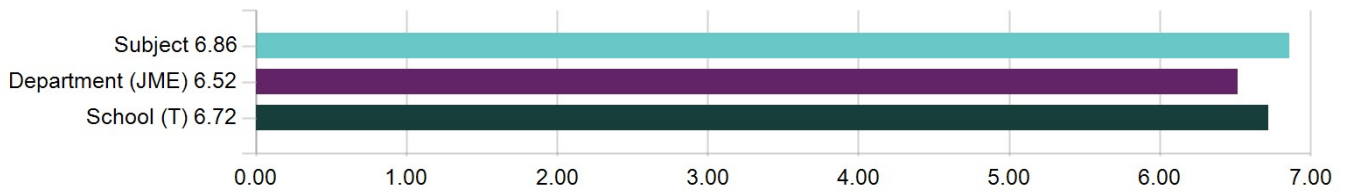
### 4. The grading system was consistent and equitable.

1 - Strongly ...	0.00%	0	
2	0.00%	0	
3	0.00%	0	
4	0.00%	0	
5	0.00%	0	
6	28.57%	2	<div style="width: 28.57%;"></div>
7 - Strongly ...	71.43%	5	<div style="width: 71.43%;"></div>
<b>Total</b>		<b>7</b>	<b>0 3 6</b>

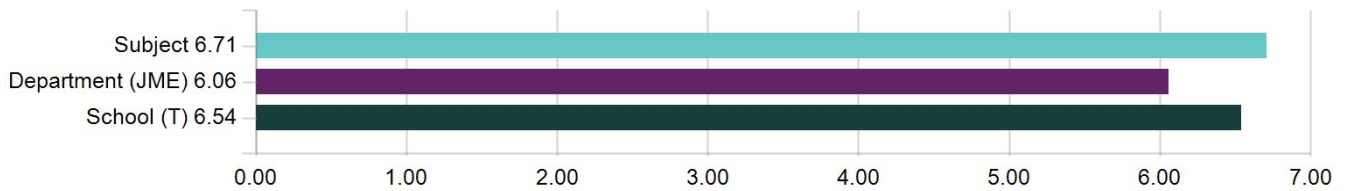
### 1. Exams reflected material taught.



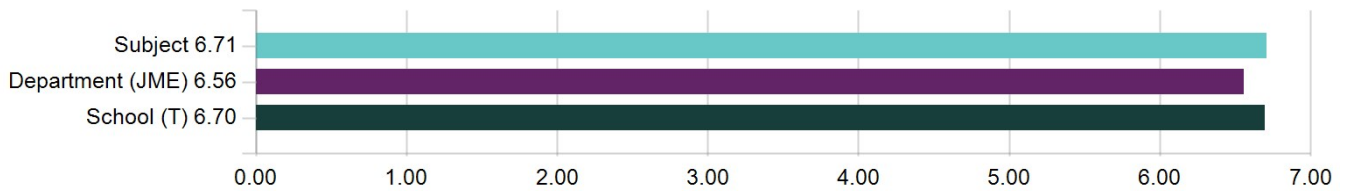
### 2. Adequate time was given to complete exams.



### 3. Your grades to this point accurately reflect your understanding of the material.



### 4. The grading system was consistent and equitable.



## Participation

---

## Overall

---

About how many hours per week did you spend on this course outside of class?

About how many hours per week did you spend on this course outside of class?

Options	Count	Percentage
0	0	0.00%
1-3	0	0.00%
4-6	2	28.57%
7-9	2	28.57%
10-12	2	28.57%
13-15	1	14.29%
Over 15	0	0.00%

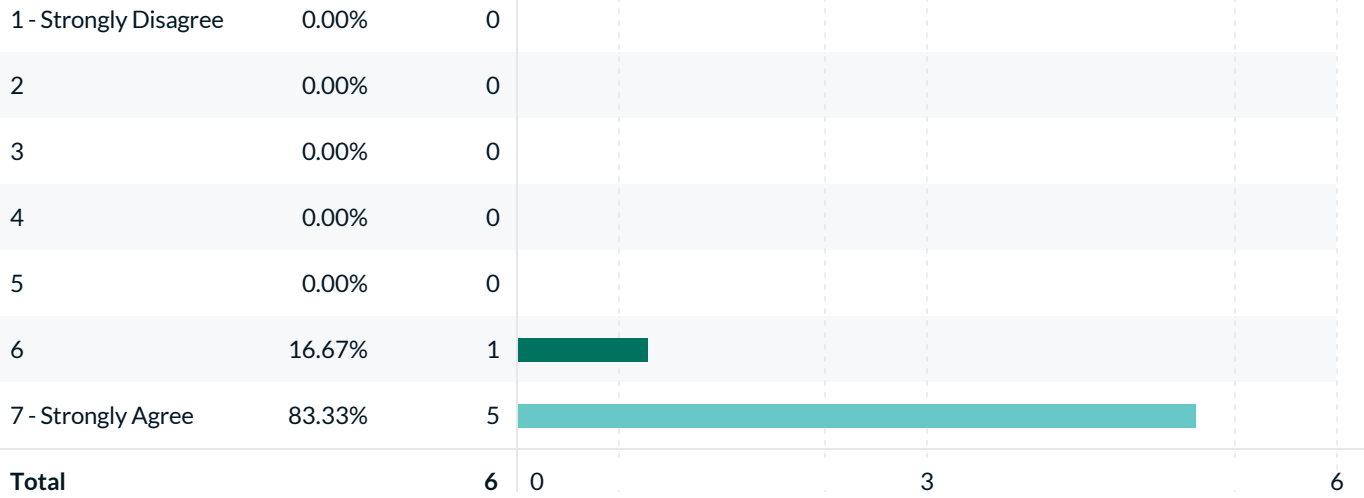
## What percentage of the lectures did you attend?

### What percentage of the lectures did you attend?

Options	Count	Percentage
0%	0	0.00%
10%	0	0.00%
20%	0	0.00%
30%	0	0.00%
40%	0	0.00%
50%	0	0.00%
60%	0	0.00%
70%	1	14.29%
80%	0	0.00%
90%	2	28.57%
100%	4	57.14%

## Would you recommend this course to others?

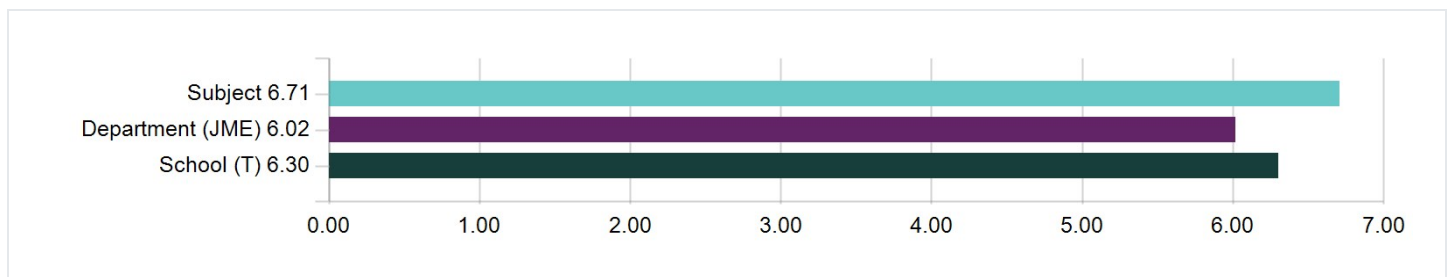
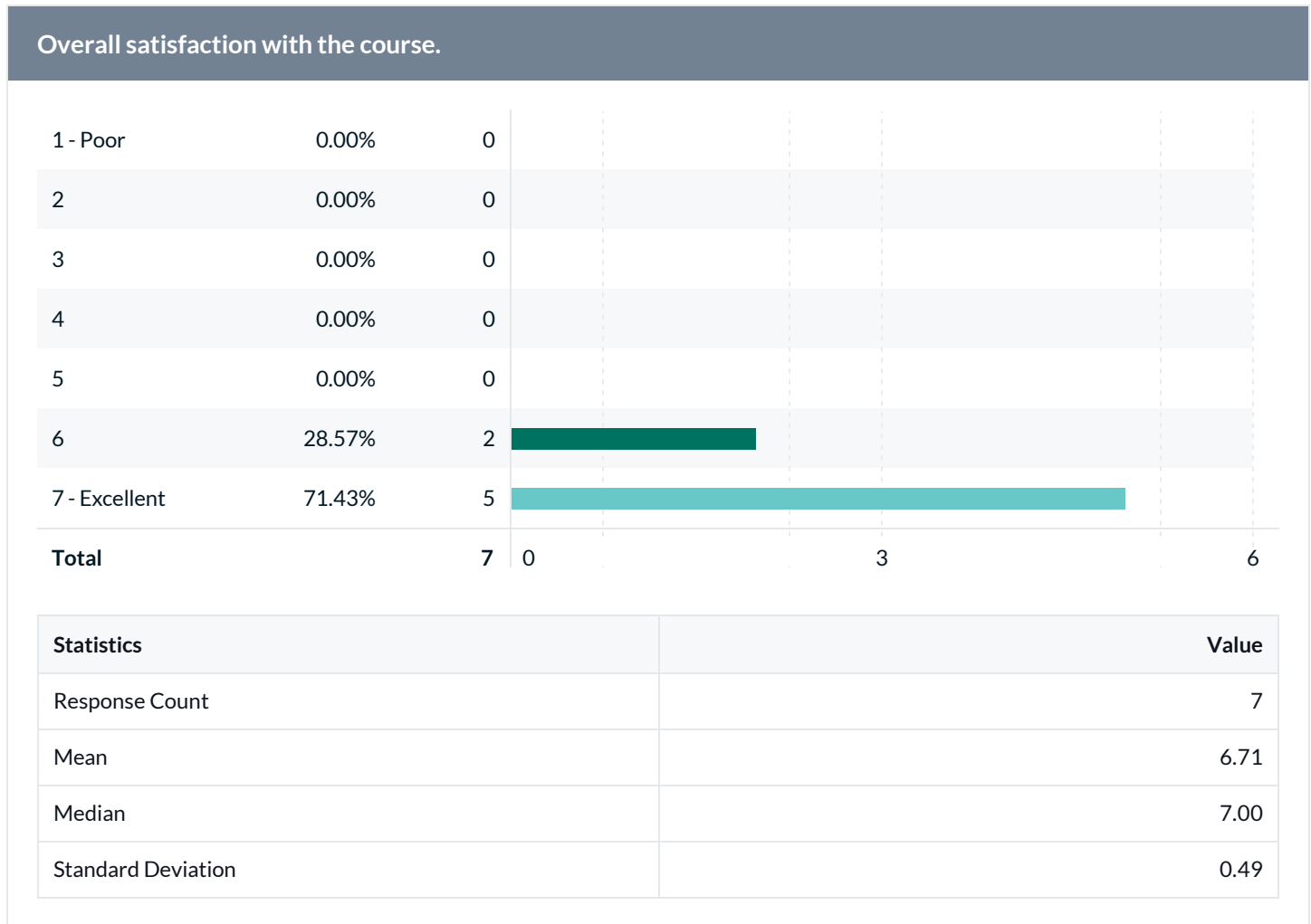
### Would you recommend this course to others?



Statistics	Value
Response Count	6
Mean	6.83
Median	7.00
Standard Deviation	0.41



## Overall satisfaction with the course.



## Any comments on why you did or did not attend lecture?

Comments
Interesting lecture with relevant information. Professor Wendl always packed the lectures to with interesting and needed details.
After Thanksgiving, I contracted Covid and missed the lectures that took place afterward.

## Comments

---

### What did you like most about this course?

#### Comments

Professor Wendl's lectures.

Professor Wendl is extremely knowledgeable and enthusiastic about the course. His lectures are very interesting and informative.

### How could this course improve?

#### Comments

It would have been great to have recitation/study sessions where more problems could be worked for practice and deeper understanding.

### What did you like the most about Instructor **Michael Wendl**?

#### Comments

Great speaker and lecturer, I like that he recapped the last lectures, previewed future lectures, and mentioned relevant math and science not covered in this course.

He possesses a very thorough and intimate understanding of the subject that is very impressive, and can go over improvised problems on the fly to better address a question or concept. Coupled with his enthusiasm of the material, it makes for very effective lectures.

One of the most knowledgeable, and definitely the most enthusiastic professor I've had in recent memory.

how well he communicates

### How could Instructor **Michael Wendl** improve?

#### Comments

No suggestions

## What would you tell another student who asked you to describe this course?

### Comments

An interesting course that is worth taking for the development of problem solving techniques even if thermal design problems are not what you will be doing.

The class is less formulaic than most, so be prepared to think, and to try to really understand the material. The homework is cleverly created to highlight understanding over "plug & chug" type situations, and is very effective at promoting learning of the course content.

## Any additional comments?

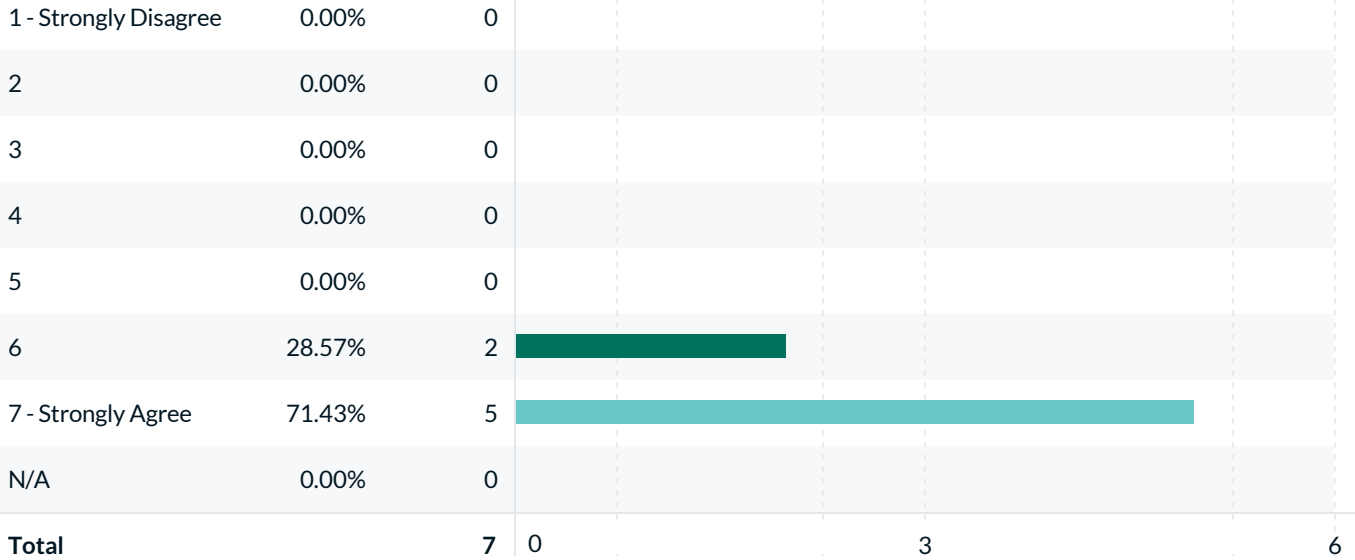
### Comments

Thank you Professor Wendl.

## Danforth Question

The course Canvas page or website could be easily navigated to find course materials.

The course Canvas page or website could be easily navigated to find course materials.



Statistics	Value
Mean	6.71
Median	7.00
Mode	7
Standard Deviation	0.49