



Spring 2022 Engineering Instructor Report for SP2022.E37.MEMS.5403.01 - Conduction and Convection Heat Transfer (Michael Wendl)

Project Title: **Spring 2022 Course Evaluations - Danforth Campus**

Courses Audience: **21**

Responses Received: **6**

Response Ratio: **28.57%**

Report Comments

Welcome to your Instructor Report for WashU Course Evaluations. Below you will find response data from the specified course section. Responses to personalized questions appear at the bottom of the report.

The intention of this report is to provide feedback, and also to prompt improvement in areas that may be lacking. This report is accessible to appropriate department level and school level users, as determined by your school. We appreciate your dedication to our learning community at Washington University.

If you have questions about this report, please contact evals@wustl.edu

Creation Date: **Wednesday, May 18, 2022**

Course Administration

Was a course syllabus or a course information sheet distributed or available online?

Was a course syllabus or a course information sheet distributed or available online?		
Options	Count	Percentage
Yes	6	100.00%
No	0	0.00%

Did the syllabus explain the content and administration of the course (e.g., office hours, grading)?

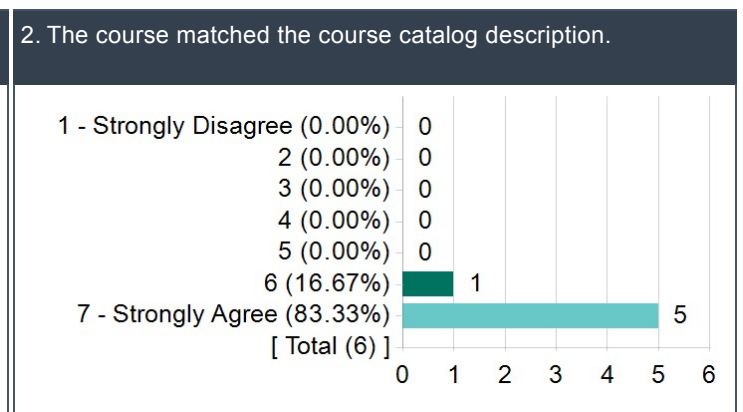
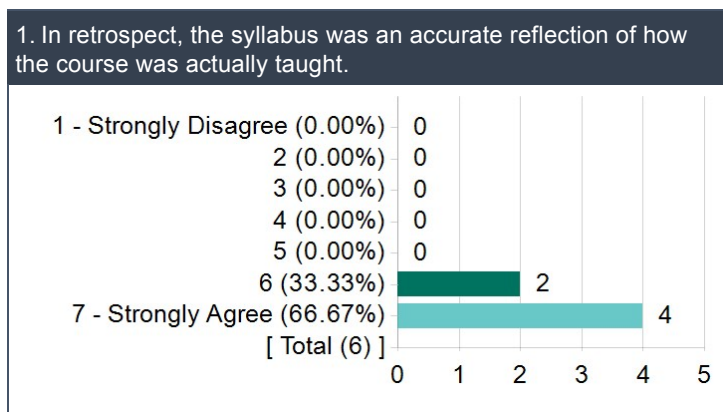
Did the syllabus explain the content and administration of the course (e.g., office hours, grading)?		
Options	Count	Percentage
Yes	6	100.00%
No	0	0.00%

Early in the semester, did your professor explain the expectations for academic integrity?

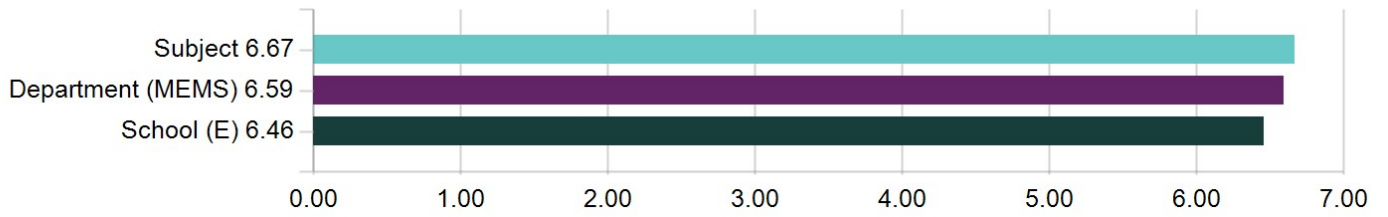
Early in the semester, did your professor explain the expectations for academic integrity?		
Options	Count	Percentage
Yes	6	100.00%
No	0	0.00%

Rating Scale Responses

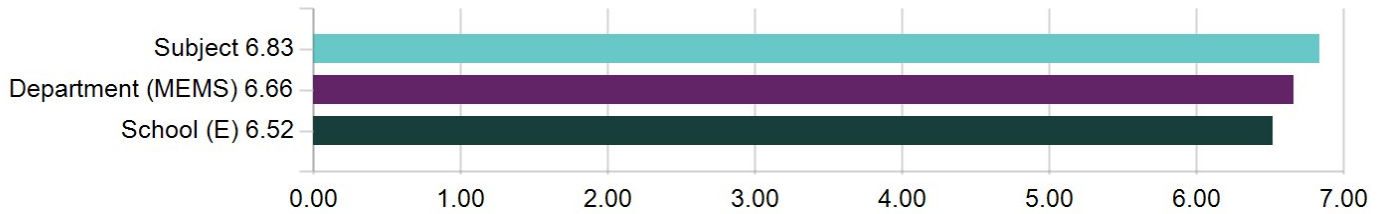
Question	Subject			
	Response Count	Mean	Standard Deviation	Median
In retrospect, the syllabus was an accurate reflection of how the course was actually taught.	6	6.67	0.52	7.00
The course matched the course catalog description.	6	6.83	0.41	7.00



1. In retrospect, the syllabus was an accurate reflection of how the course was actually taught.



2. The course matched the course catalog description.

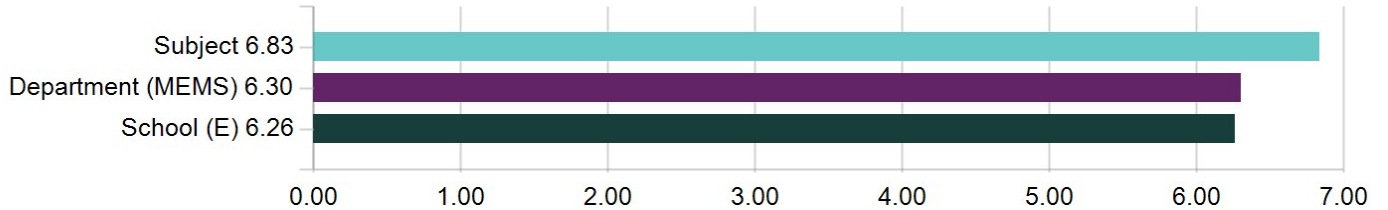


Please rate how well **Michael Wendl** promoted an inclusive learning environment with regard to the diversity of student personal backgrounds and identities.

Please rate how well **Michael Wendl** promoted an inclusive learning environment with regard to the diversity of student personal backgrounds and identities.

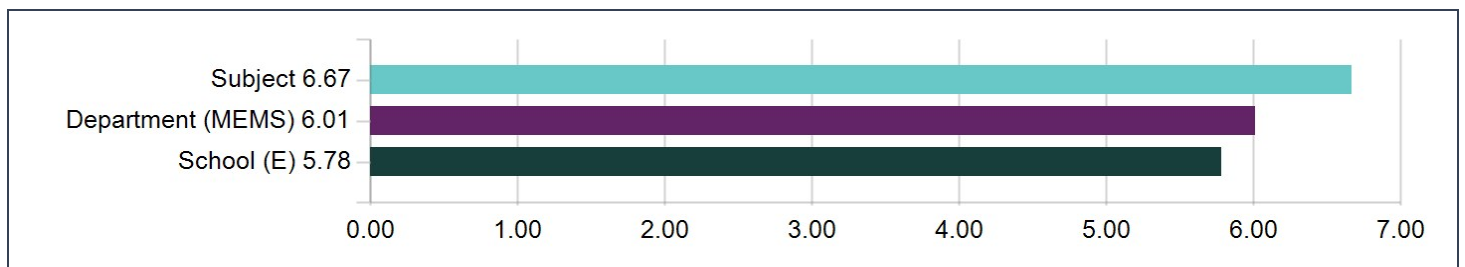
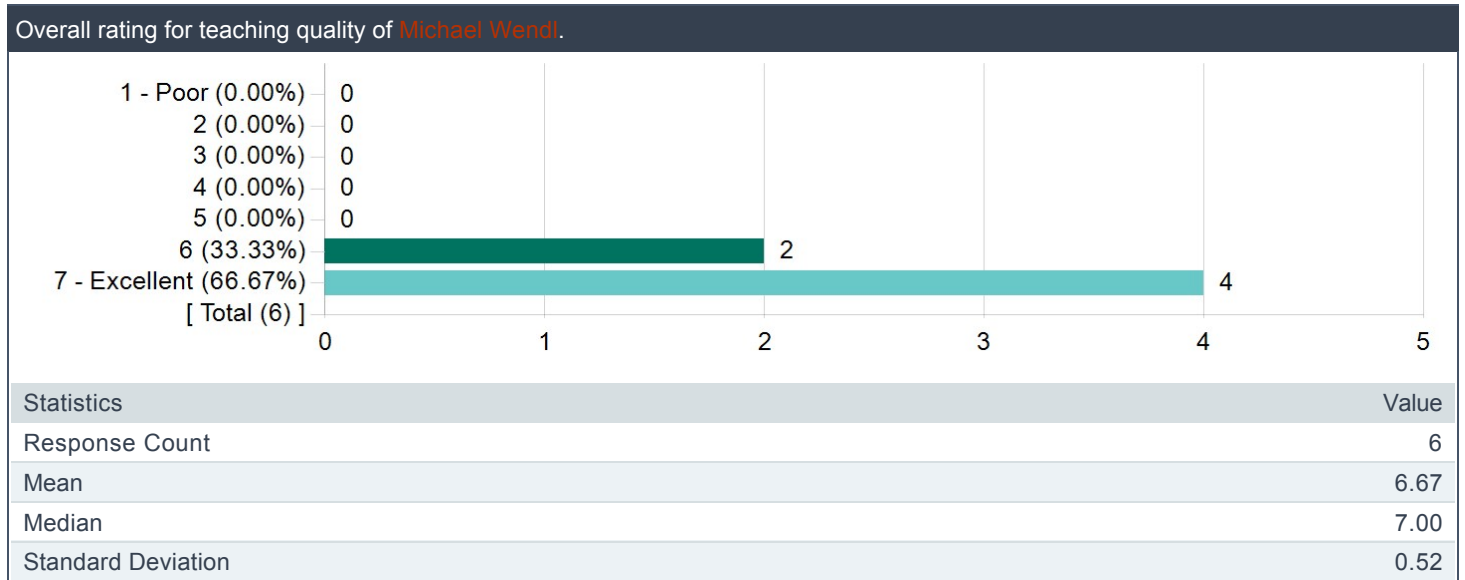


Statistics	Value
Response Count	6
Mean	6.83
Median	7.00
Standard Deviation	0.41



Instructor Evaluation

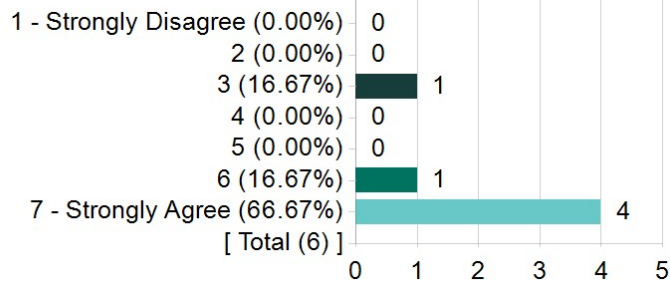
Overall rating for teaching quality of **Michael Wendl**.



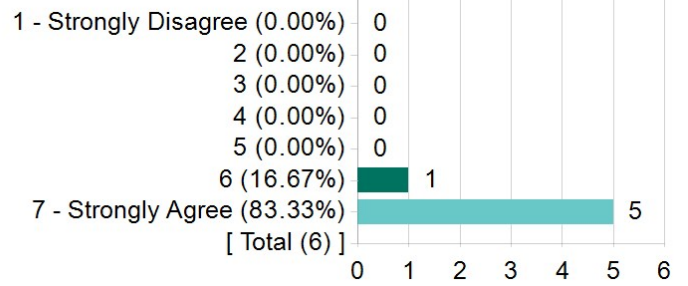
Rating Scale Responses for **Michael Wendl**

Question	Response Count	Subject		
		Mean	Standard Deviation	Median
The instructor made the course interesting.	6	6.17	1.60	7.00
The instructor was enthusiastic about the course.	6	6.83	0.41	7.00
The material was covered at a reasonable pace.	6	6.83	0.41	7.00
The instructor was available to answer questions (through office hours, email, etc.).	6	6.00	1.67	7.00
The instructor was well-organized and prepared for class.	6	6.83	0.41	7.00
The instructor explained the course material so that you could understand it.	6	6.83	0.41	7.00

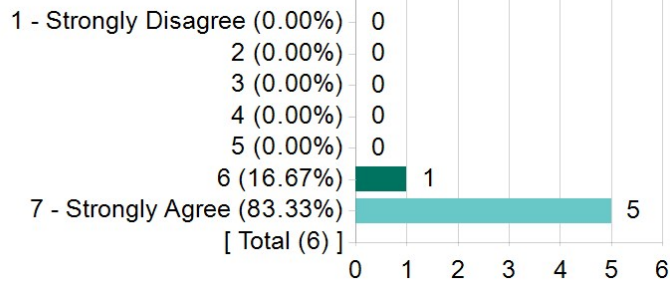
1. The instructor made the course interesting.



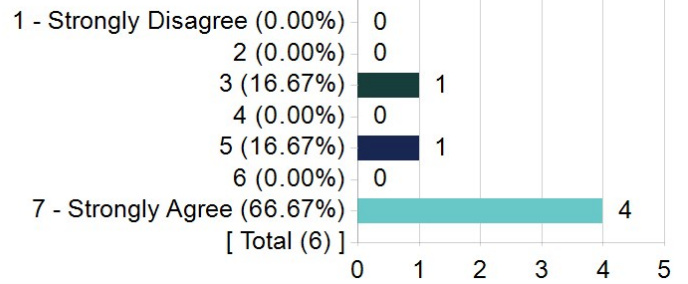
2. The instructor was enthusiastic about the course.



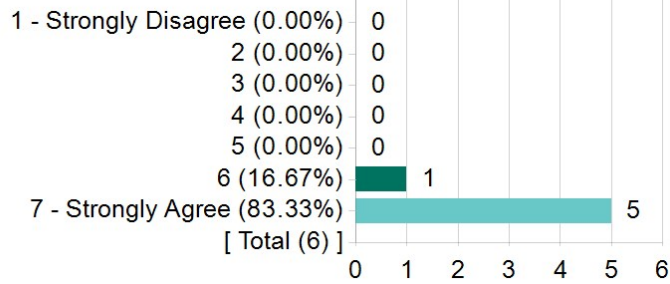
3. The material was covered at a reasonable pace.



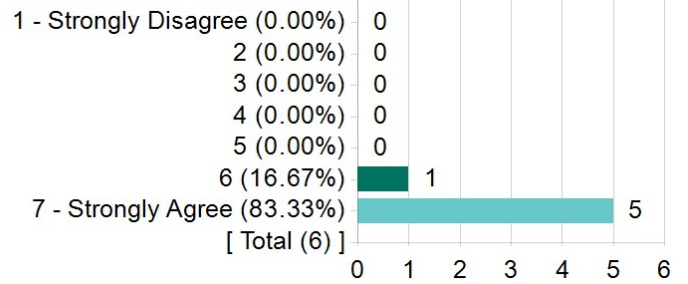
4. The instructor was available to answer questions (through office hours, email, etc.).



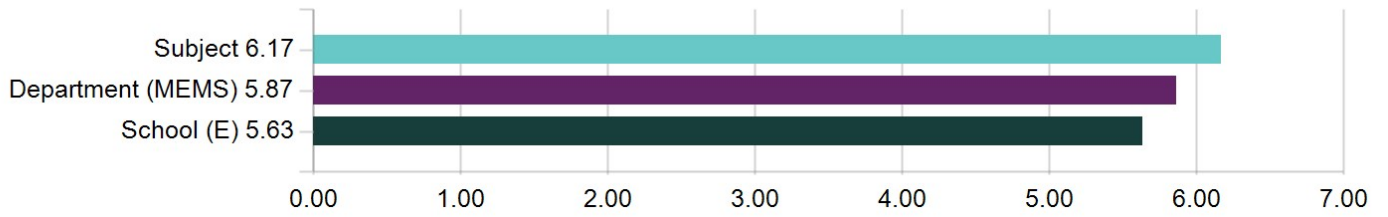
5. The instructor was well-organized and prepared for class.



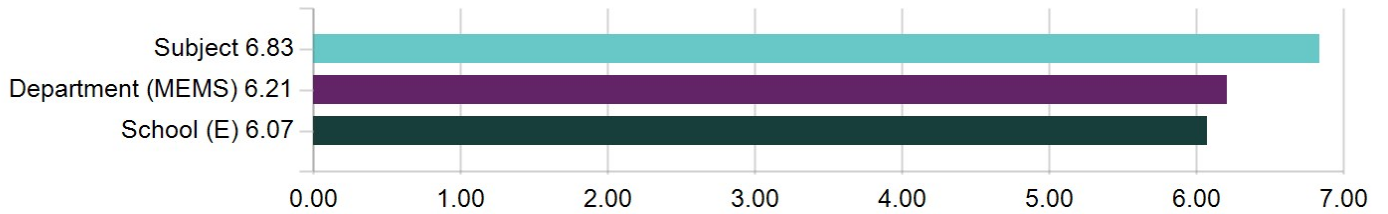
6. The instructor explained the course material so that you could understand it.



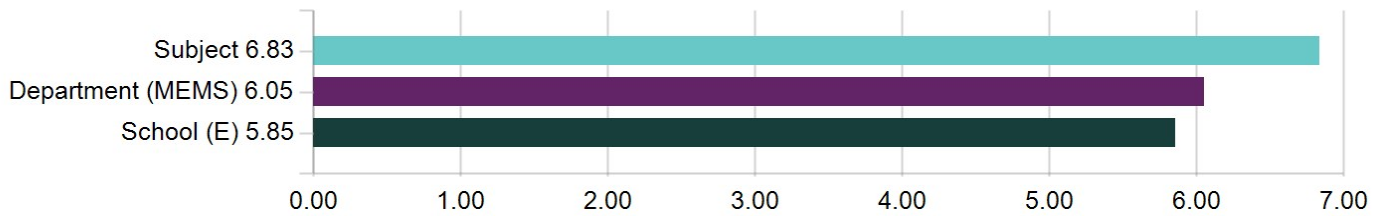
1. The instructor made the course interesting.



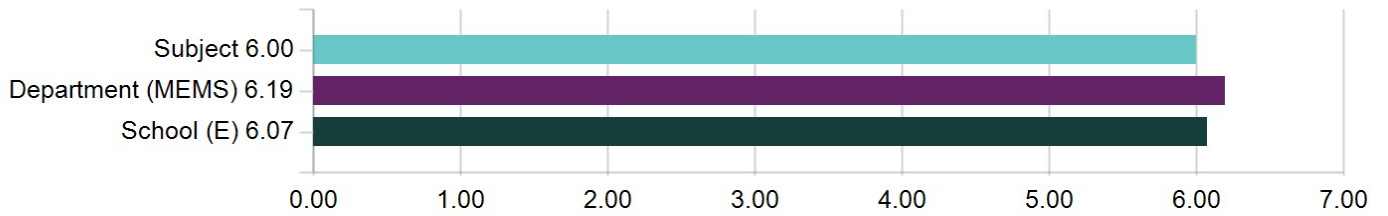
2. The instructor was enthusiastic about the course.



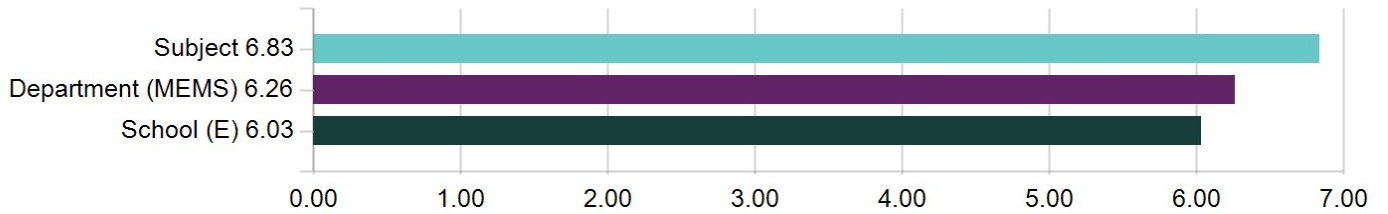
3. The material was covered at a reasonable pace.



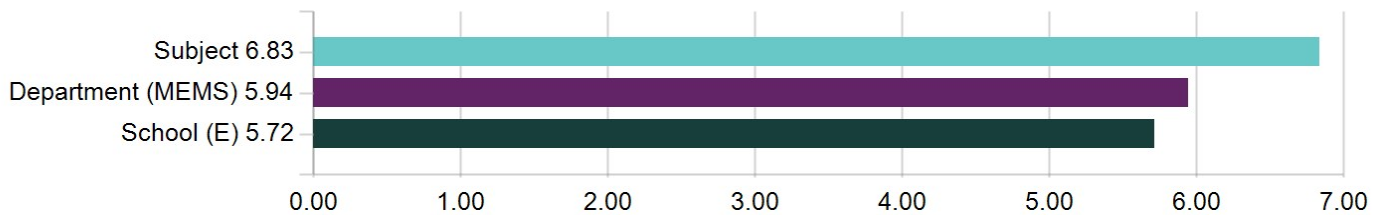
4. The instructor was available to answer questions (through office hours, email, etc.).



5. The instructor was well-organized and prepared for class.

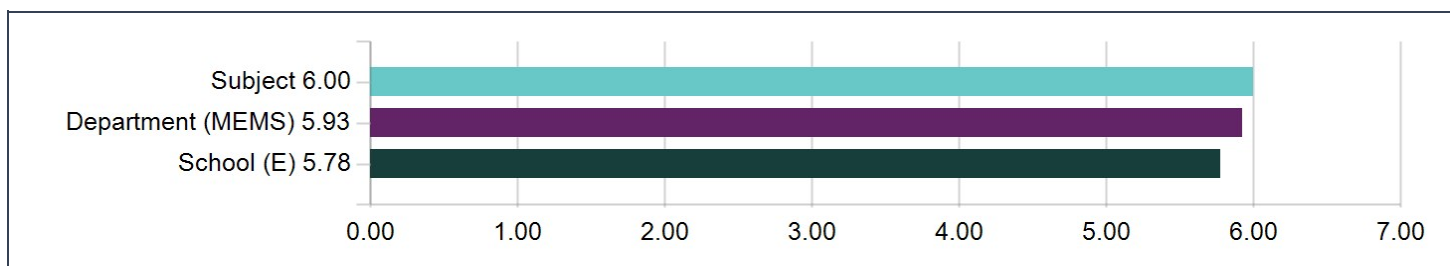
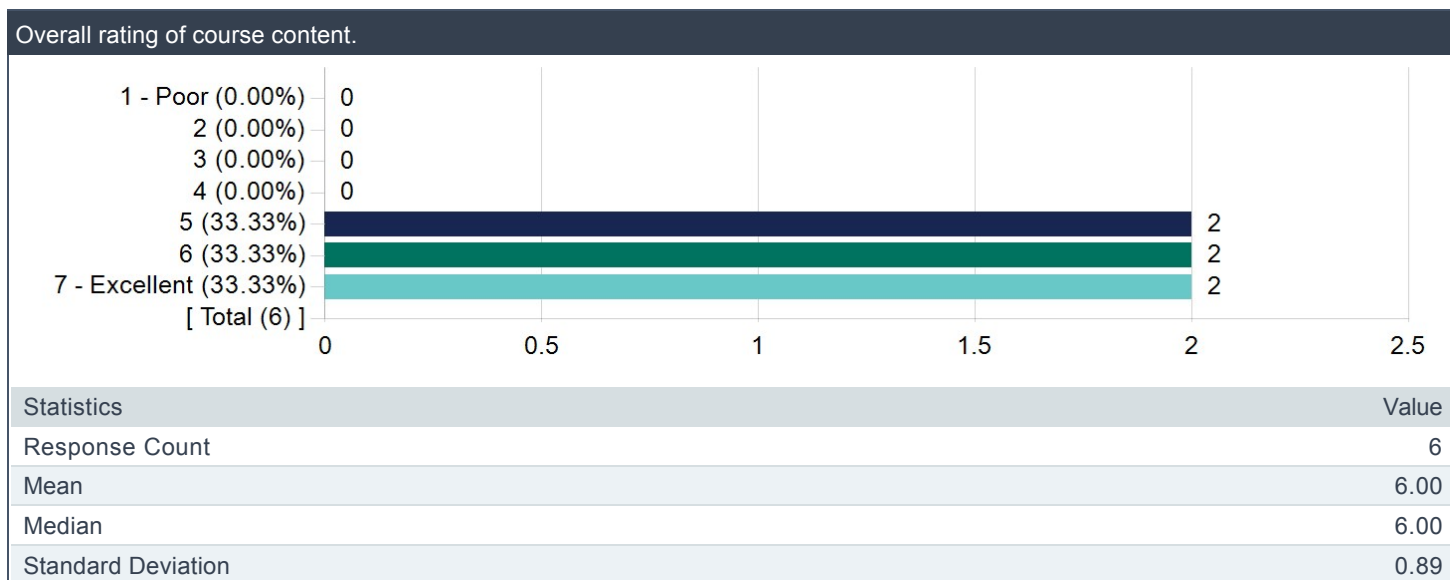


6. The instructor explained the course material so that you could understand it.



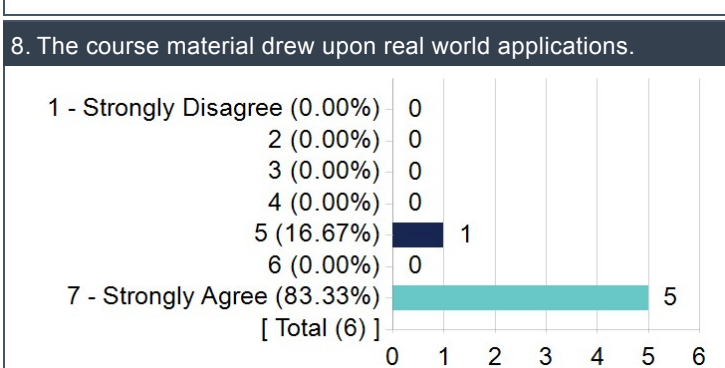
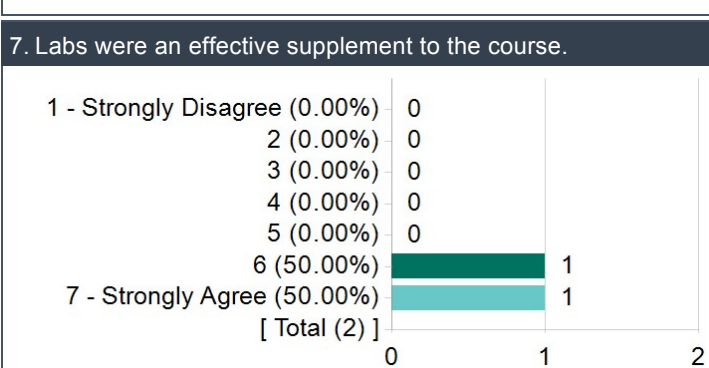
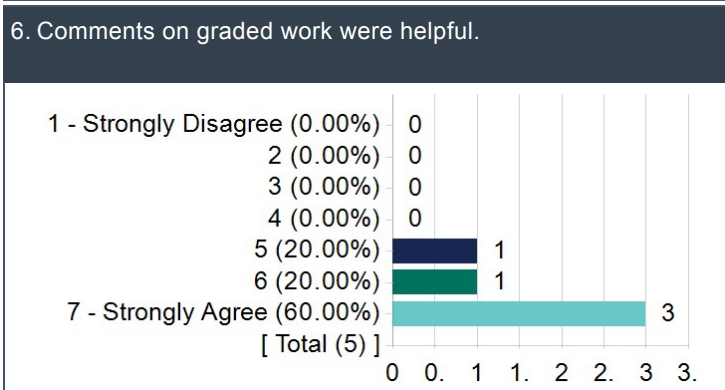
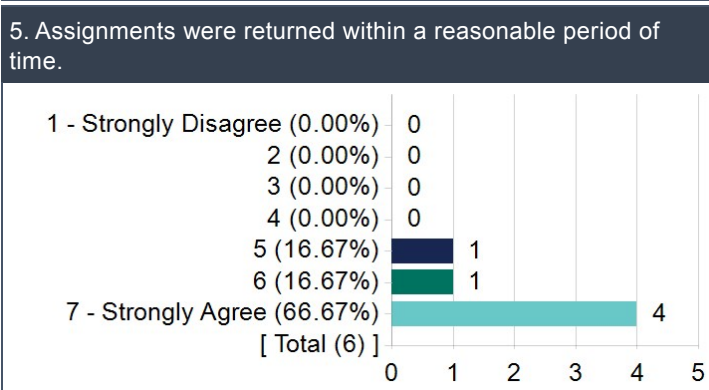
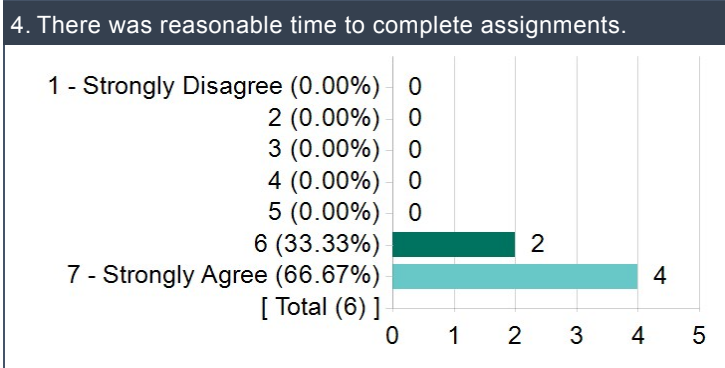
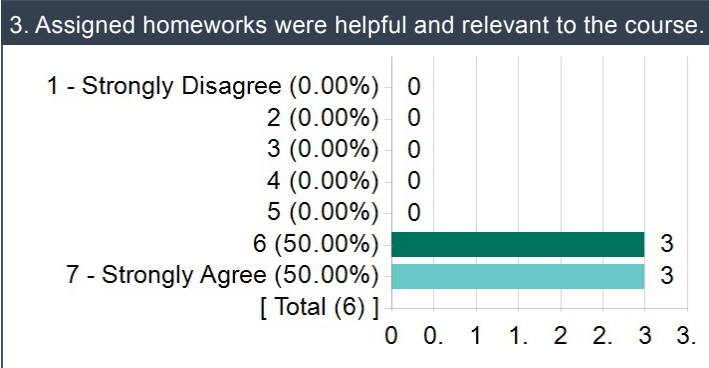
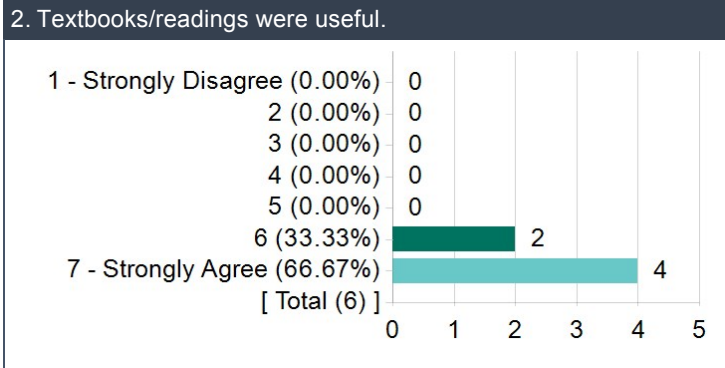
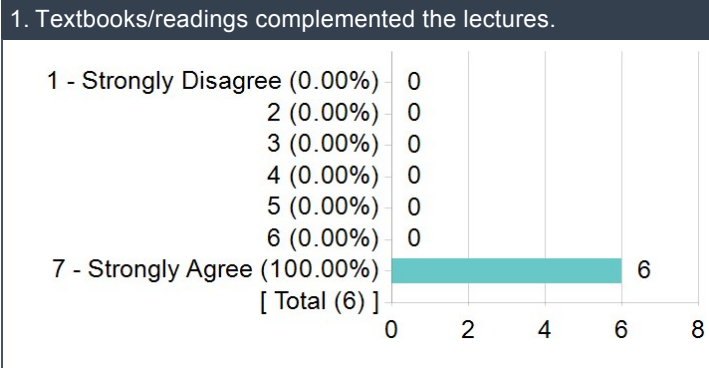
Course Materials and Assignments

Overall rating of course content.

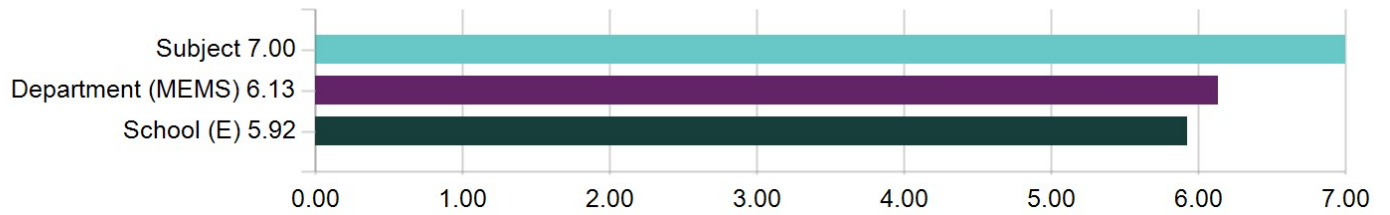


Rating Scale Responses

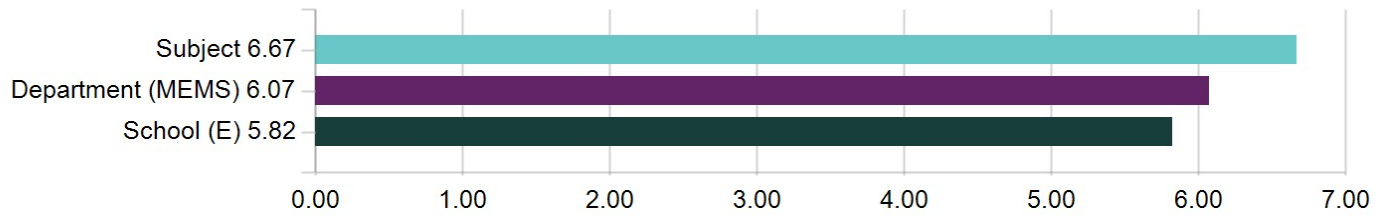
Question	Response Count	Subject		
		Mean	Standard Deviation	Median
Textbooks/readings complemented the lectures.	6	7.00	0.00	7.00
Textbooks/readings were useful.	6	6.67	0.52	7.00
Assigned homeworks were helpful and relevant to the course.	6	6.50	0.55	6.50
There was reasonable time to complete assignments.	6	6.67	0.52	7.00
Assignments were returned within a reasonable period of time.	6	6.50	0.84	7.00
Comments on graded work were helpful.	5	6.40	0.89	7.00
Labs were an effective supplement to the course.	2	6.50	0.71	6.50
The course material drew upon real world applications.	6	6.67	0.82	7.00



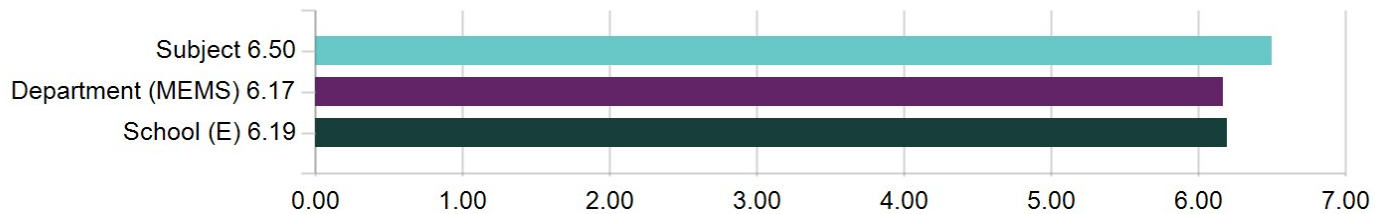
1. Textbooks/readings complemented the lectures.



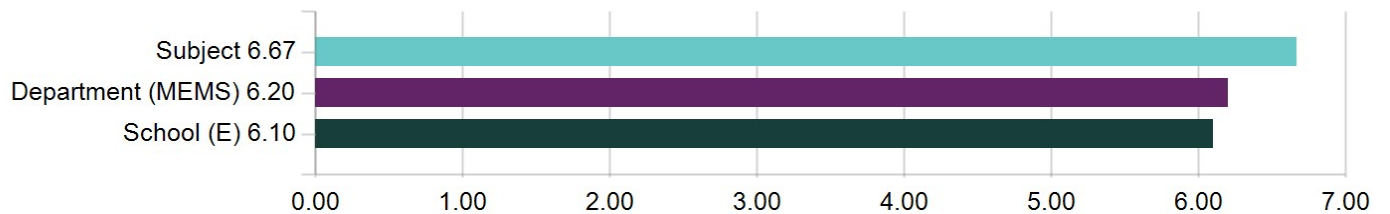
2. Textbooks/readings were useful.



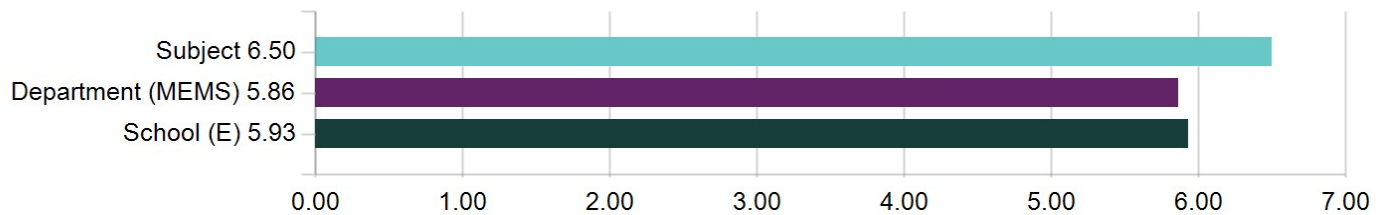
3. Assigned homeworks were helpful and relevant to the course.



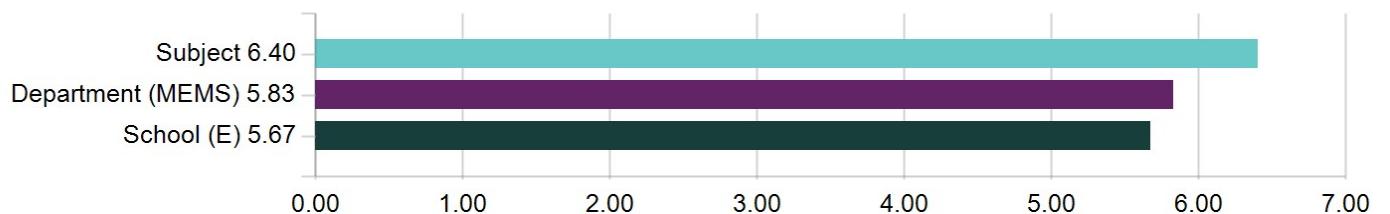
4. There was reasonable time to complete assignments.



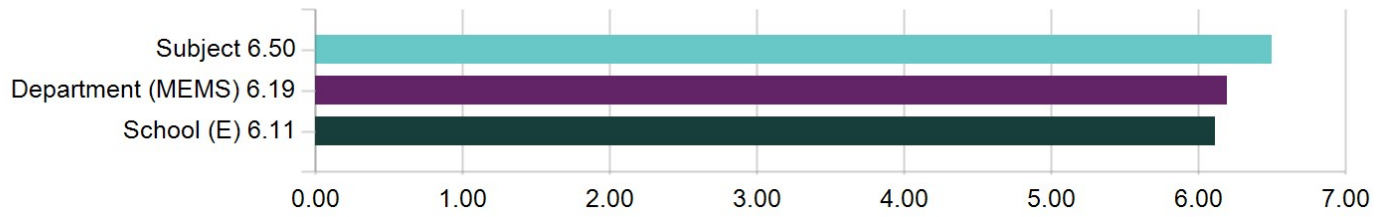
5. Assignments were returned within a reasonable period of time.



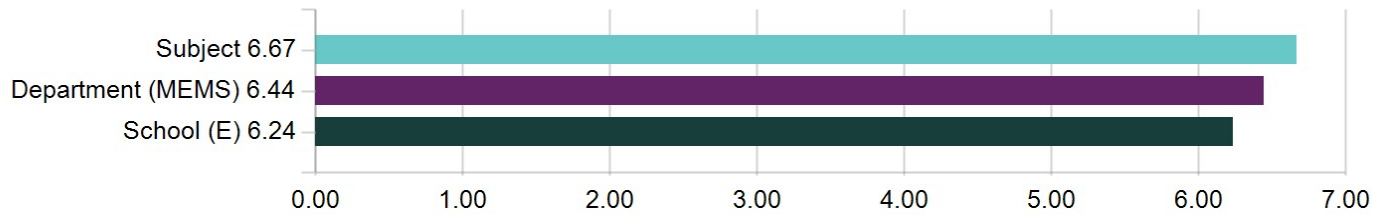
6. Comments on graded work were helpful.



7. Labs were an effective supplement to the course.



8. The course material drew upon real world applications.

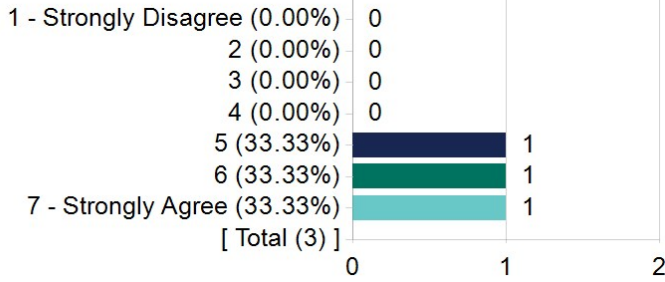


Assistant to the Instructor (AI) and Recitation

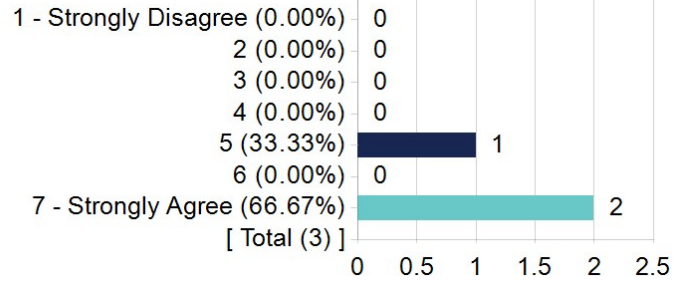
Rating Scale Responses

Question	Response Count	Subject		
		Mean	Standard Deviation	Median
The assistant to the instructor was effective.	3	6.00	1.00	6.00
The assistant to the instructor was available and responsive to questions.	3	6.33	1.15	7.00
Recitation section served to enhance your understanding of the course material.	3	5.67	1.53	6.00

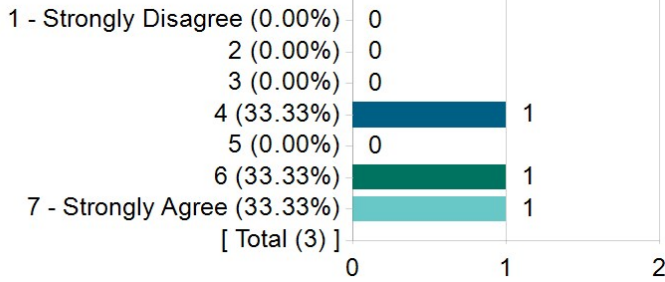
1. The assistant to the instructor was effective.



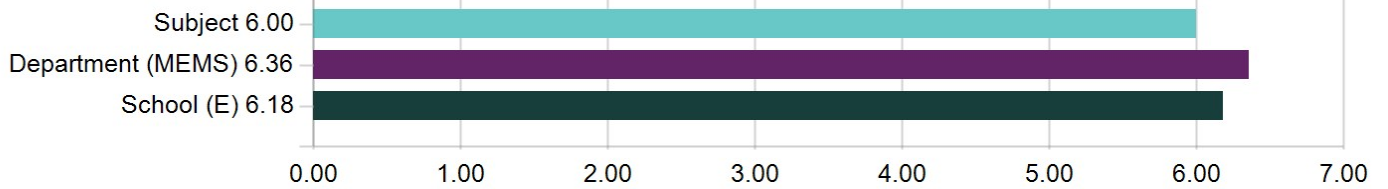
2. The assistant to the instructor was available and responsive to questions.




3. Recitation section served to enhance your understanding of the course material.



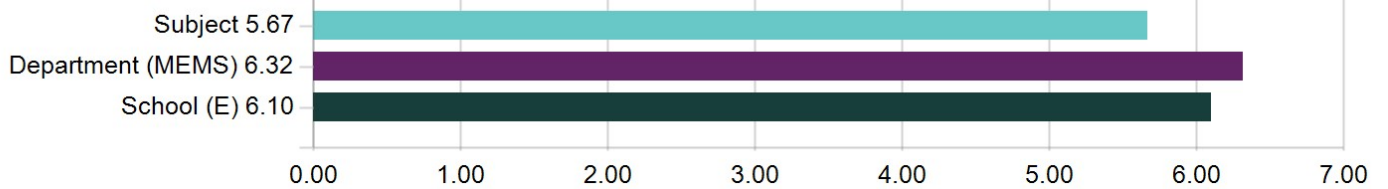
1. The assistant to the instructor was effective.



2. The assistant to the instructor was available and responsive to questions.



3. Recitation section served to enhance your understanding of the course material.



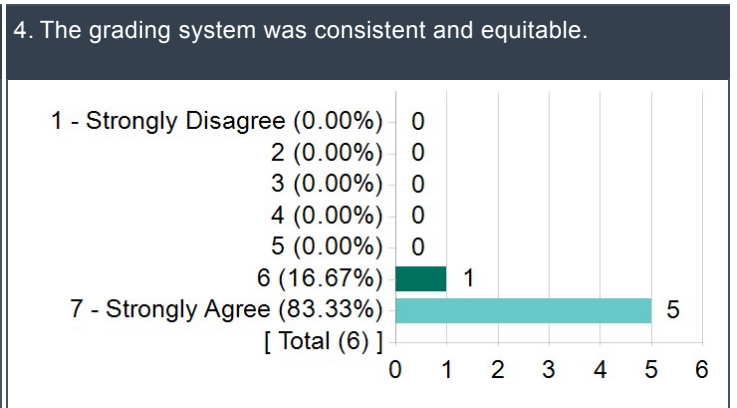
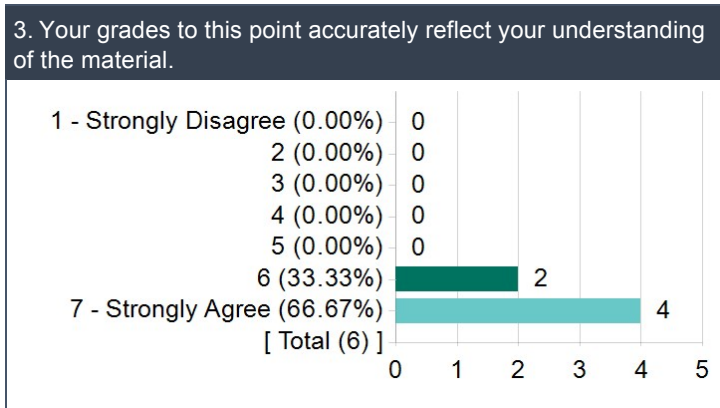

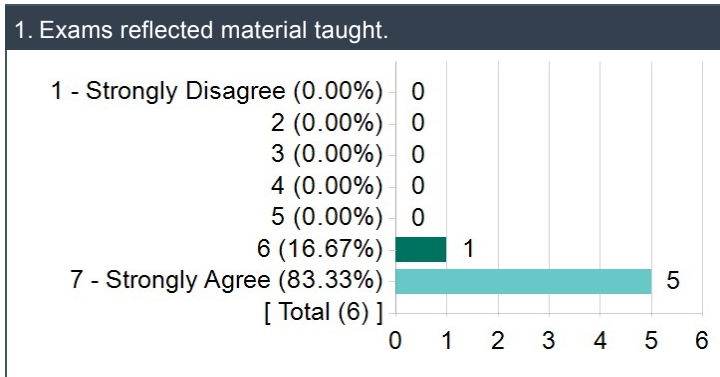
Exams and Grade

Expected grade for this course.

Expected grade for this course.		
Options	Count	Percentage
A	5	83.33%
B	1	16.67%
C	0	0.00%
D	0	0.00%
F	0	0.00%
P	0	0.00%

Rating Scale Responses

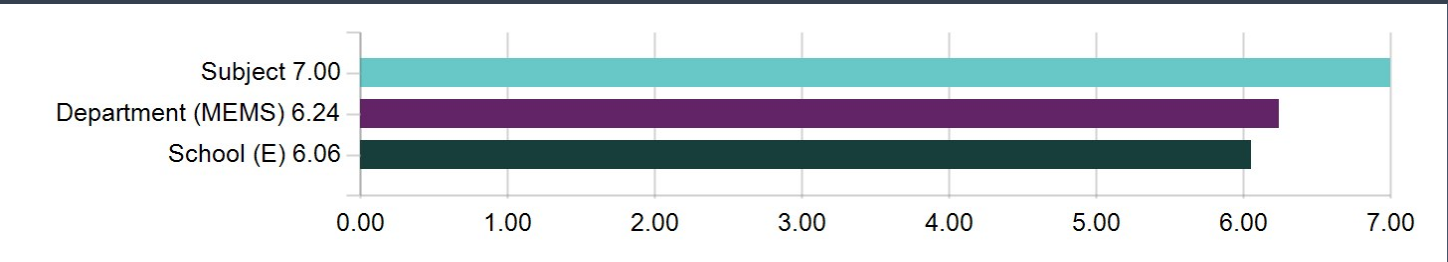
Question	Subject			
	Response Count	Mean	Standard Deviation	Median
Exams reflected material taught.	6	6.83	0.41	7.00
Adequate time was given to complete exams.	6	7.00	0.00	7.00
Your grades to this point accurately reflect your understanding of the material.	6	6.67	0.52	7.00
The grading system was consistent and equitable.	6	6.83	0.41	7.00



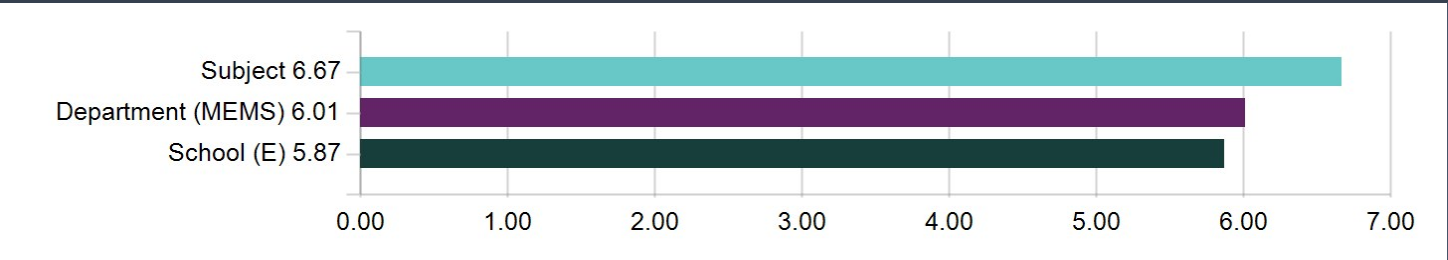
1. Exams reflected material taught.



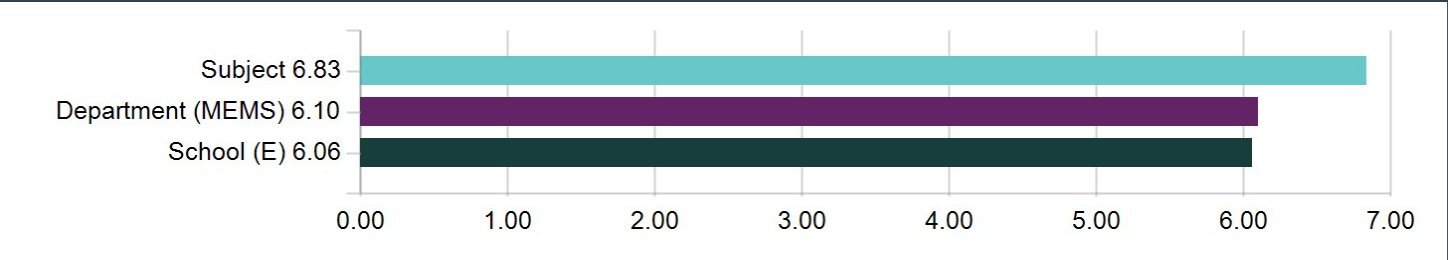
2. Adequate time was given to complete exams.



3. Your grades to this point accurately reflect your understanding of the material.



4. The grading system was consistent and equitable.



Overall

About how many hours per week did you spend on this course outside of class?

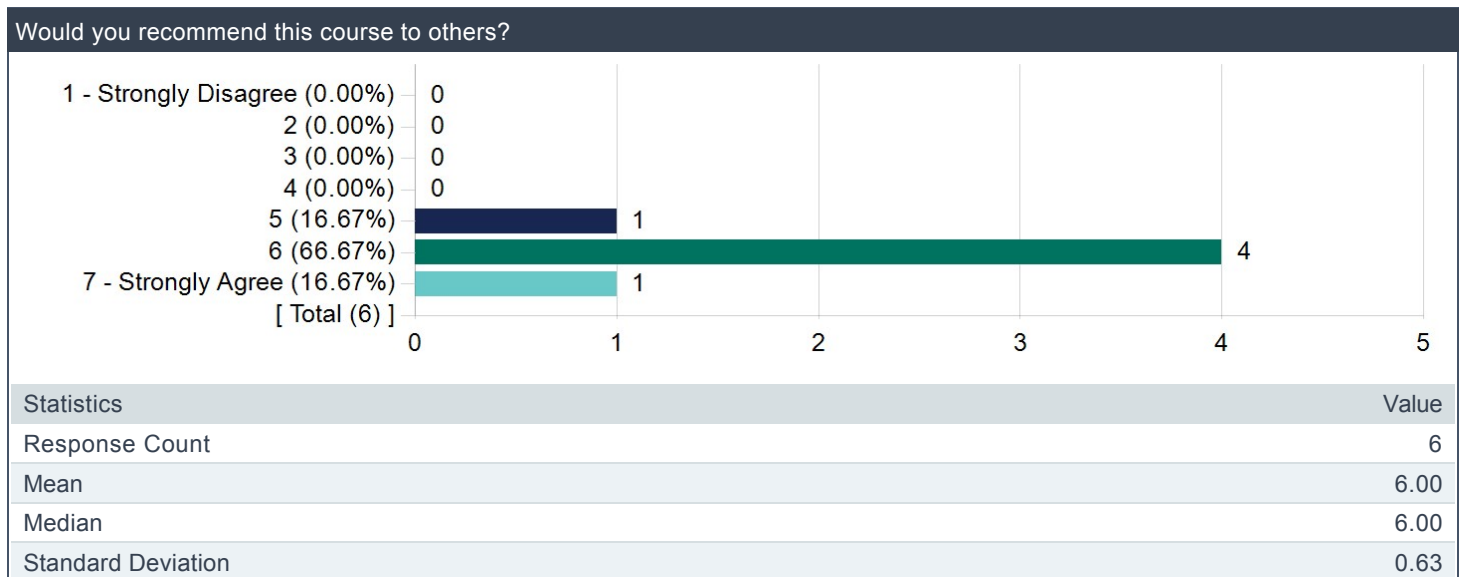
About how many hours per week did you spend on this course outside of class?

Options	Count	Percentage
0	0	0.00%
1-3	1	16.67%
4-6	3	50.00%
7-9	1	16.67%
10-12	1	16.67%
13-15	0	0.00%
Over 15	0	0.00%

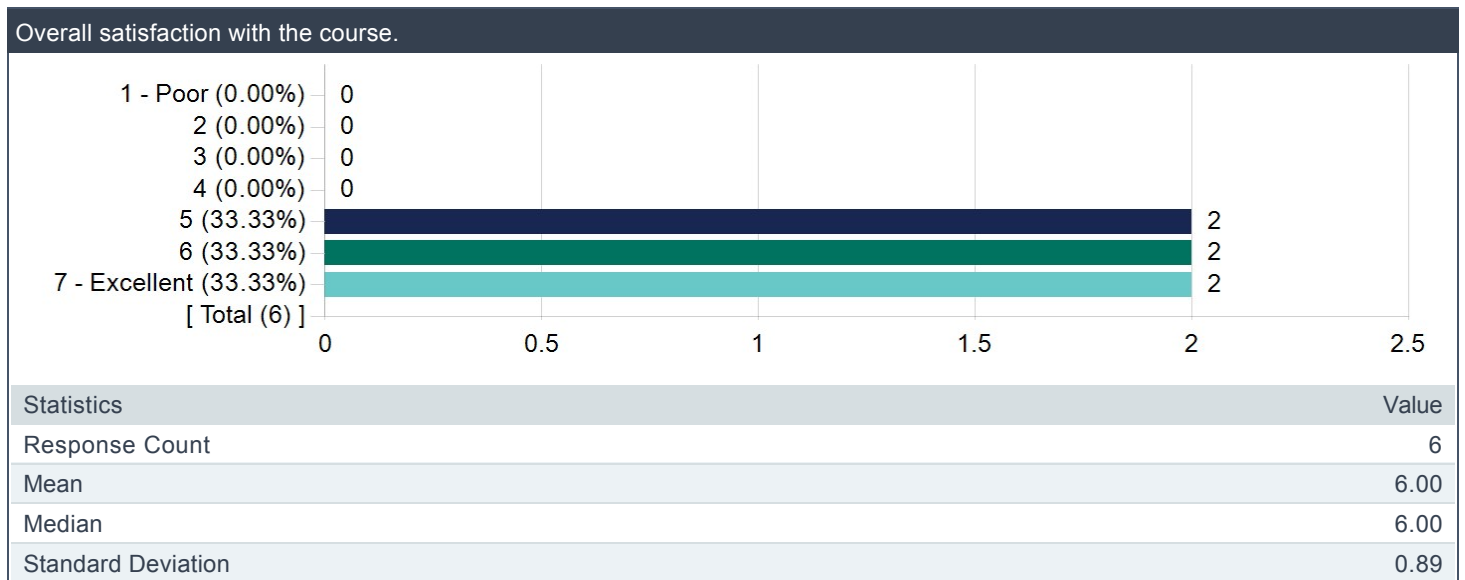
What percentage of the lectures did you attend?

What percentage of the lectures did you attend?		
Options	Count	Percentage
0%	0	0.00%
10%	0	0.00%
20%	0	0.00%
30%	0	0.00%
40%	0	0.00%
50%	0	0.00%
60%	0	0.00%
70%	0	0.00%
80%	0	0.00%
90%	3	50.00%
100%	3	50.00%

Would you recommend this course to others?



Overall satisfaction with the course.



Comments

What did you like most about this course?

Comments
it is a good course and you can learn useful knowledge of heat transfer
I enjoyed the mathematical insight from solving problems in class with the professor.

How could this course improve?

Comments
make the assignment easier
Overall I enjoyed the course, I don't think there is anything that needs to be improved.

What did you like the most about Instructor **Michael Wendl**?

Comments
really nice professor
Professor Wendl is invested and enthusiastic in seeing his students understand the course material. I enjoyed how engaging his lecturing style of solving problems is. He wrote and gives out his own textbook online for free which is a testament to his commitment of teaching.

How could Instructor Michael Wendl improve?

Comments
all good
I was hoping to see some more difficult problems solved in class but overall the professor is great at conveying the material.

What would you tell another student who asked you to describe this course?

Comments
hard assignment but you can still take it.
This is a great course to build mathematical problem solving skills relevant to heat transfer analysis. I was familiar with some of the material already, but benefited greatly in solving problems along with the professor in lectures and gained insights.

Have you observed any violations of academic integrity (e.g., cheating) in this course?

Comments
no
None

Any additional comments?

Comments
no
I thoroughly enjoyed this course. It has strengthened my mathematical problem solving abilities.

Hybrid/Remote Learning

The course Canvas page or website could be easily navigated to find course materials.

