



# Spring 2023 Engineering Instructor Report for SP2023.E37.MEMS.5403.01 - Conduction and Convection Heat Transfer (Michael Wendl)

Project Title: **Spring 2023 Course Evaluations - Danforth Campus**

Courses Audience: **15**

Responses Received: **7**

Response Ratio: **46.67%**

---

## Report Comments

Welcome to your Instructor Report for WashU Course Evaluations. Below you will find response data from the specified course section. Responses to personalized questions appear at the bottom of the report.

The intention of this report is to provide feedback, and also to prompt improvement in areas that may be lacking. This report is accessible to appropriate department level and school level users, as determined by your school. We appreciate your dedication to our learning community at Washington University.

If you have questions about this report, please contact [evals@wustl.edu](mailto:evals@wustl.edu)

---

Creation Date: **Wednesday, May 17, 2023**

## Course Administration

Was a course syllabus or a course information sheet distributed or available online?

Was a course syllabus or a course information sheet distributed or available online?		
Options	Count	Percentage
Yes	7	100.00%
No	0	0.00%

Did the syllabus explain the content and administration of the course (e.g., office hours, grading)?

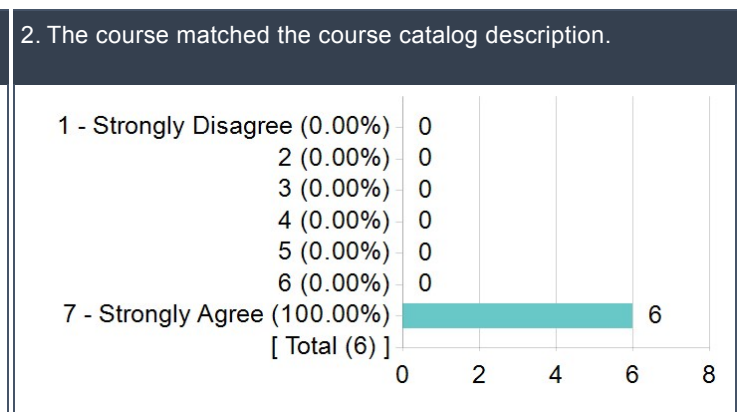
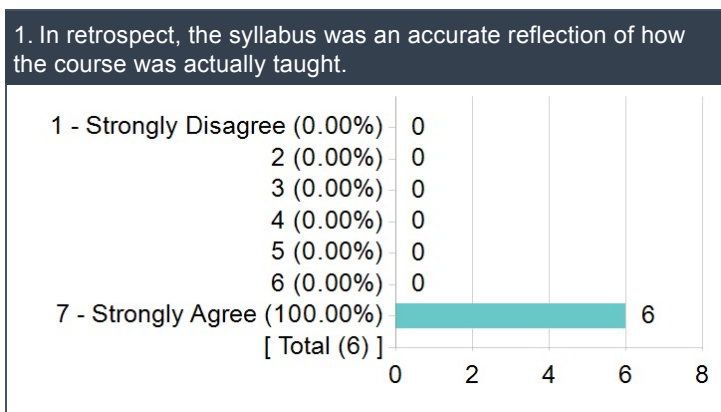
Did the syllabus explain the content and administration of the course (e.g., office hours, grading)?		
Options	Count	Percentage
Yes	7	100.00%
No	0	0.00%

Early in the semester, did your professor explain the expectations for academic integrity?

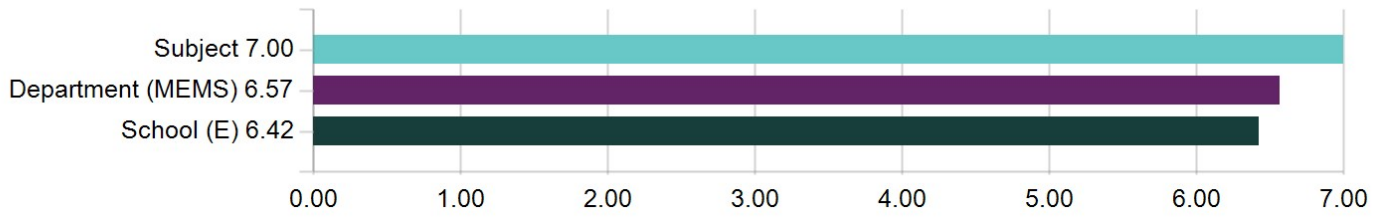
Early in the semester, did your professor explain the expectations for academic integrity?		
Options	Count	Percentage
Yes	7	100.00%
No	0	0.00%

## Rating Scale Responses

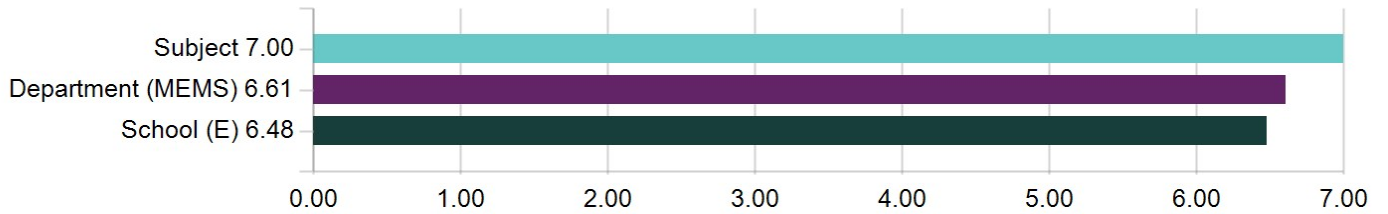
Question	Subject			
	Response Count	Mean	Standard Deviation	Median
In retrospect, the syllabus was an accurate reflection of how the course was actually taught.	6	7.00	0.00	7.00
The course matched the course catalog description.	6	7.00	0.00	7.00



1. In retrospect, the syllabus was an accurate reflection of how the course was actually taught.



2. The course matched the course catalog description.

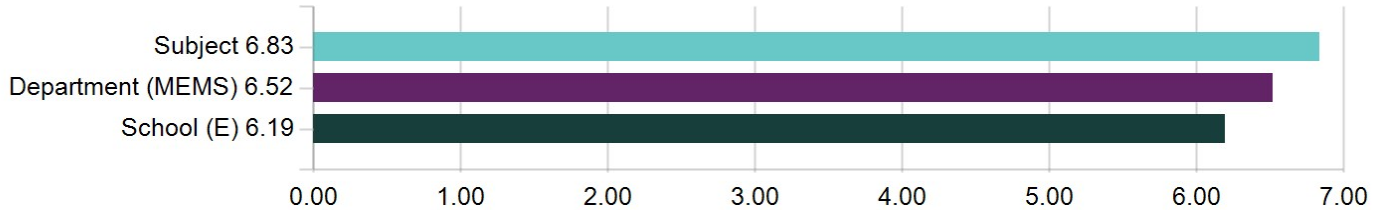


Please rate how well **Michael Wendl** promoted an inclusive learning environment with regard to the diversity of student personal backgrounds and identities.

Please rate how well **Michael Wendl** promoted an inclusive learning environment with regard to the diversity of student personal backgrounds and identities.



Statistics	Value
Response Count	6
Mean	6.83
Median	7.00
Standard Deviation	0.41

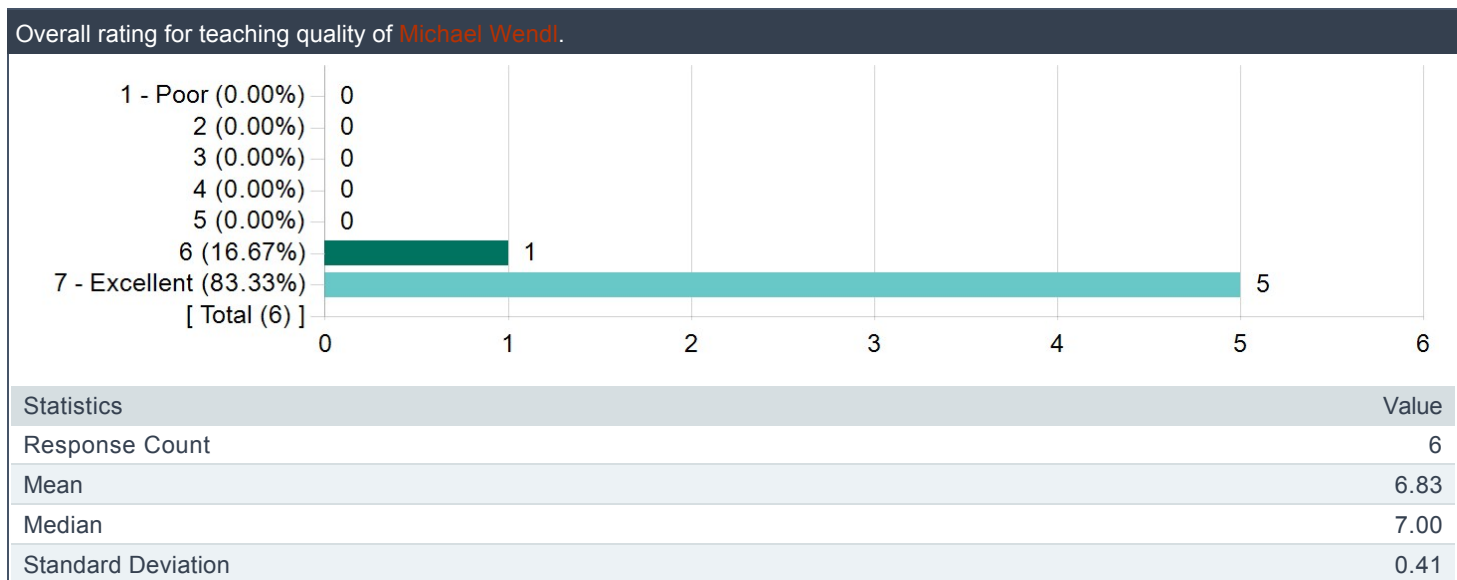


Where relevant, please give specific examples to explain your answer above.

Comments
Dr. Wendl did a great job explaining a very difficult topic.
Incredibly understanding and forgiving in terms of deadlines. He prefers students understand the homeworks and lectures rather than expecting everything to be done in a time sensitive manner. Super helpful when it comes to asking questions about unfamiliar concepts.

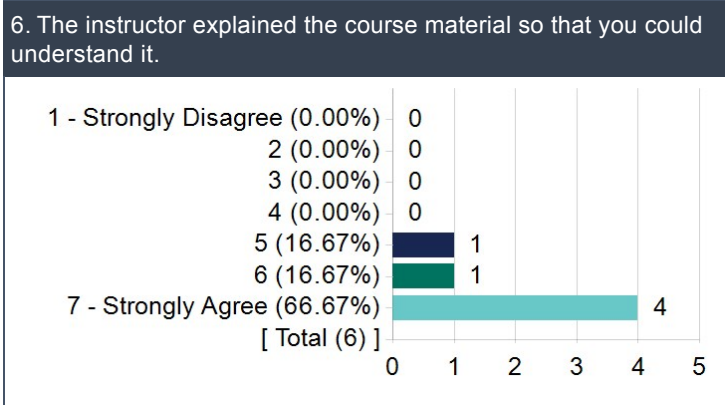
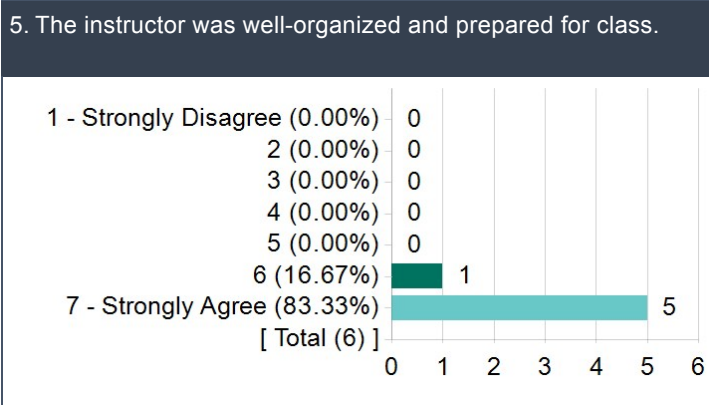
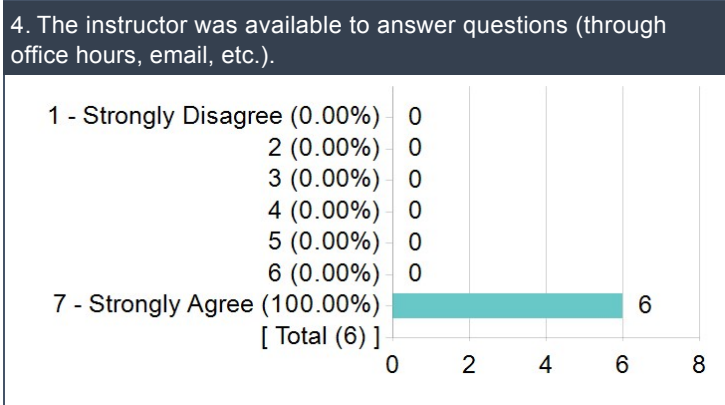
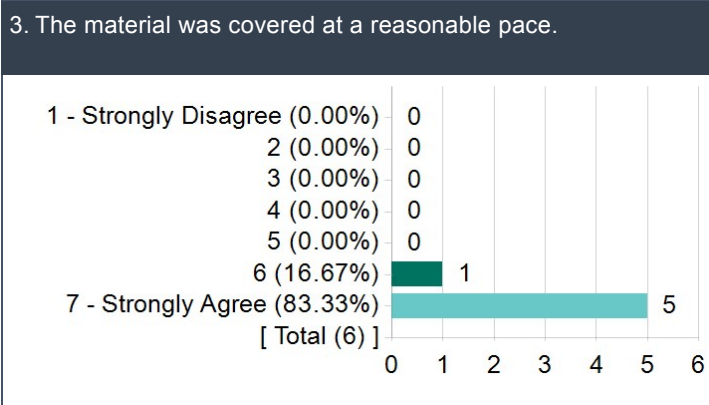
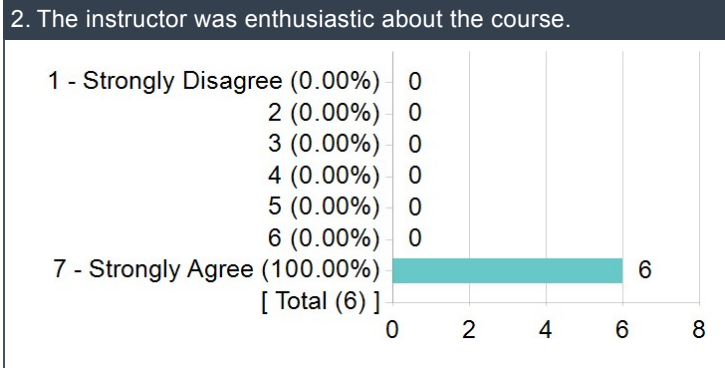
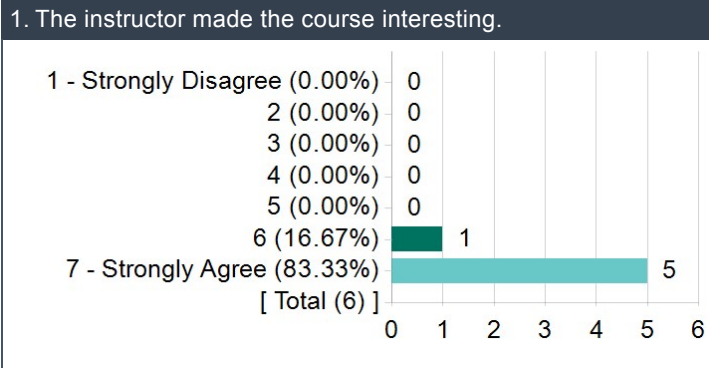
## Instructor Evaluation

Overall rating for teaching quality of **Michael Wendl**.

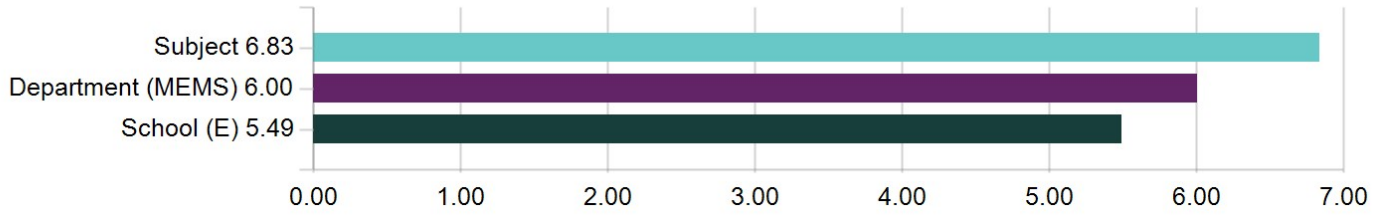


## Rating Scale Responses for **Michael Wendl**

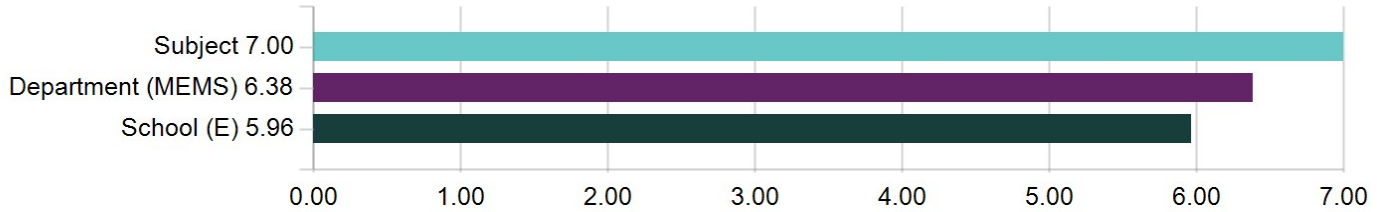
Question	Response Count	Subject		
		Mean	Standard Deviation	Median
The instructor made the course interesting.	6	6.83	0.41	7.00
The instructor was enthusiastic about the course.	6	7.00	0.00	7.00
The material was covered at a reasonable pace.	6	6.83	0.41	7.00
The instructor was available to answer questions (through office hours, email, etc.).	6	7.00	0.00	7.00
The instructor was well-organized and prepared for class.	6	6.83	0.41	7.00
The instructor explained the course material so that you could understand it.	6	6.50	0.84	7.00



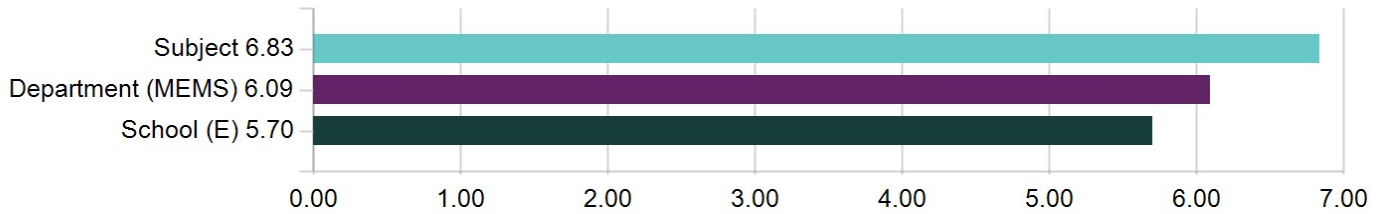
1. The instructor made the course interesting.



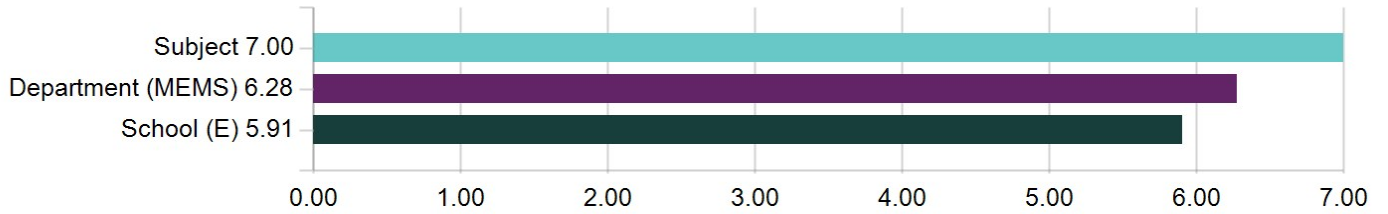
2. The instructor was enthusiastic about the course.



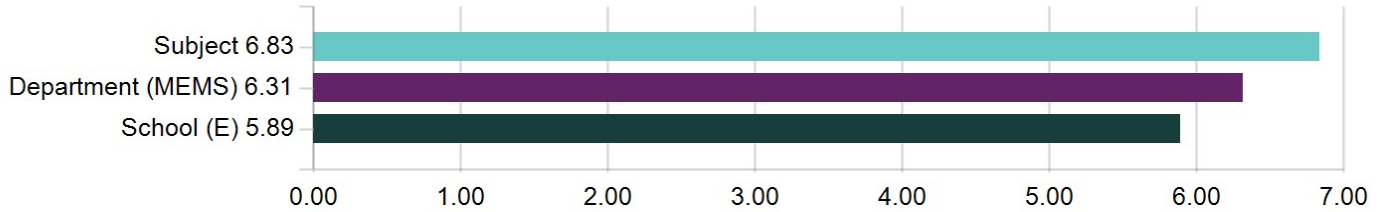
3. The material was covered at a reasonable pace.



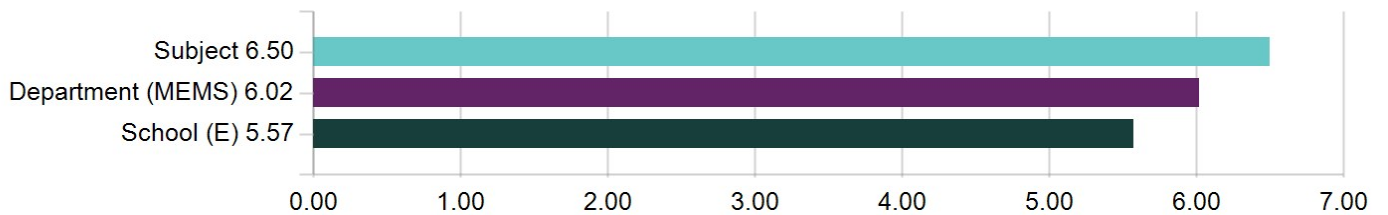
4. The instructor was available to answer questions (through office hours, email, etc.).



5. The instructor was well-organized and prepared for class.

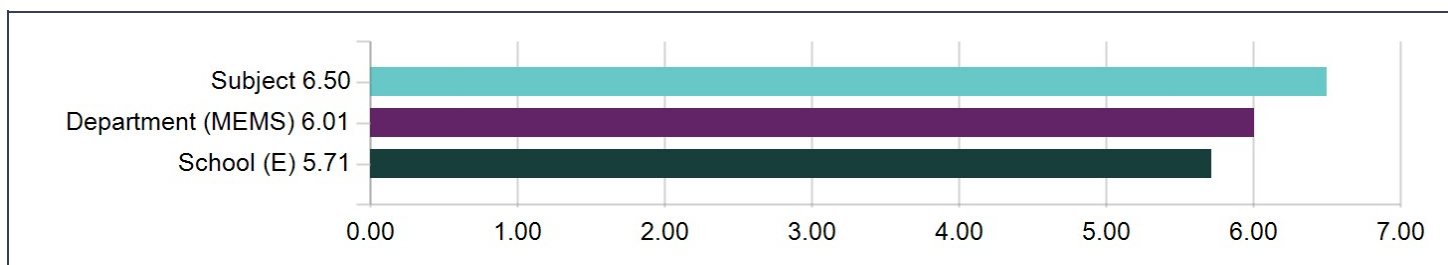
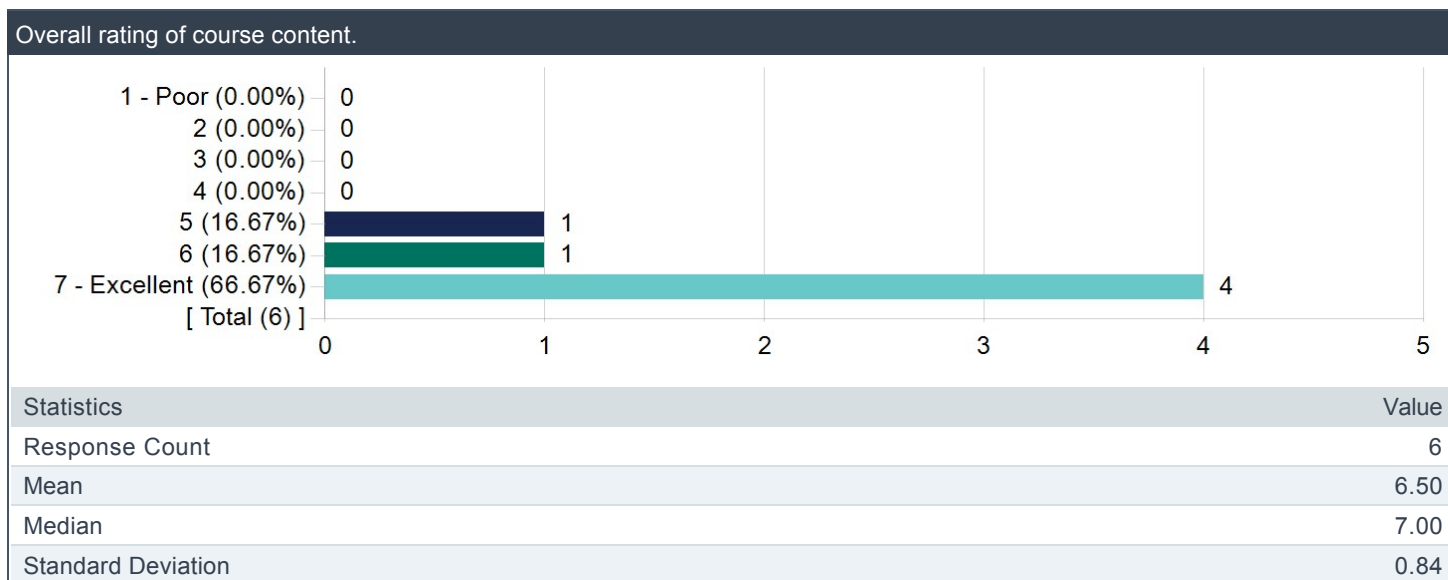


6. The instructor explained the course material so that you could understand it.



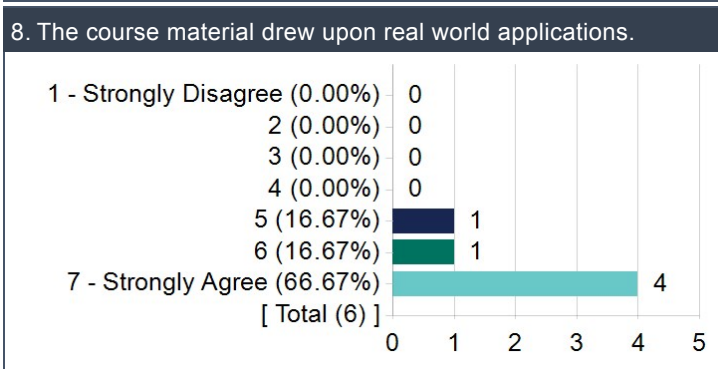

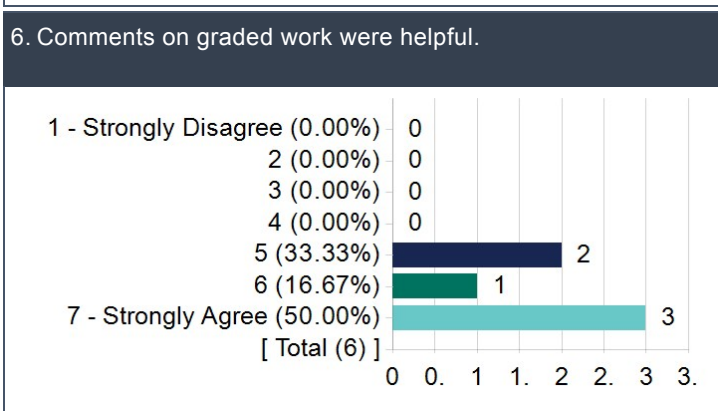
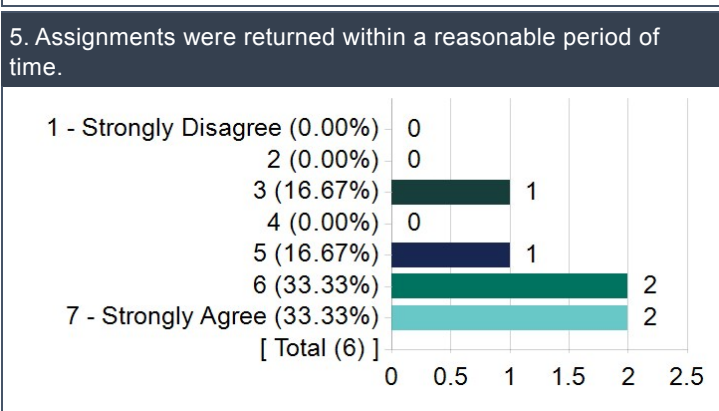
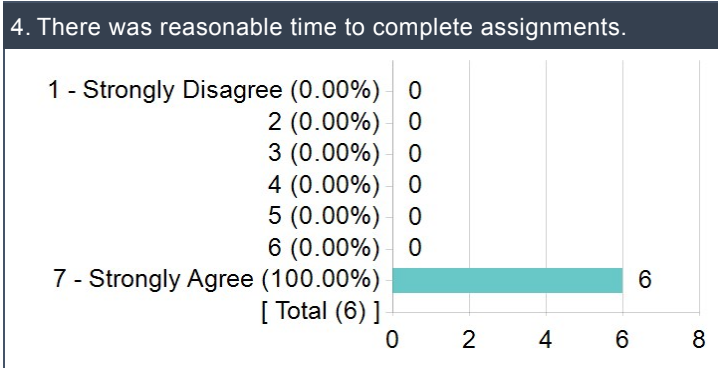
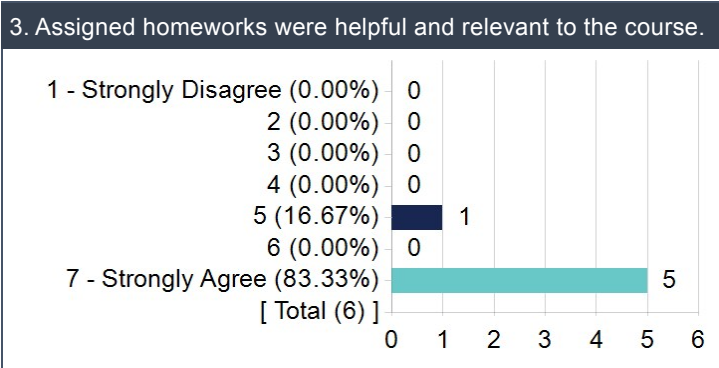
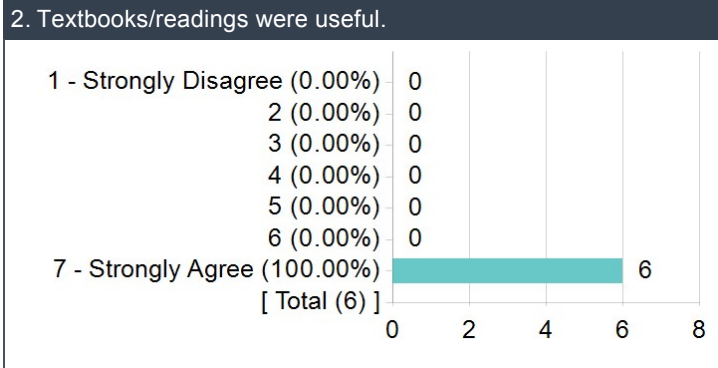
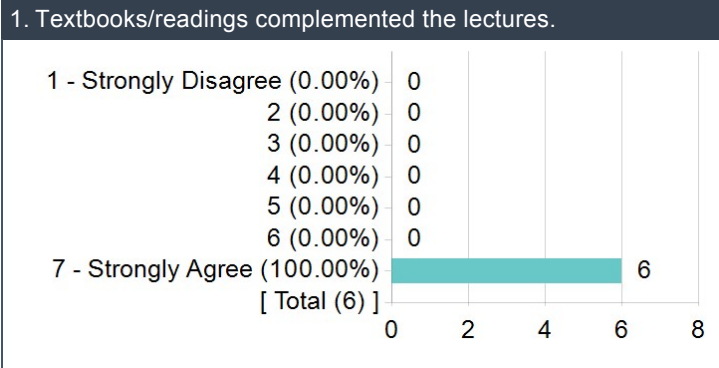
## Course Materials and Assignments

### Overall rating of course content.



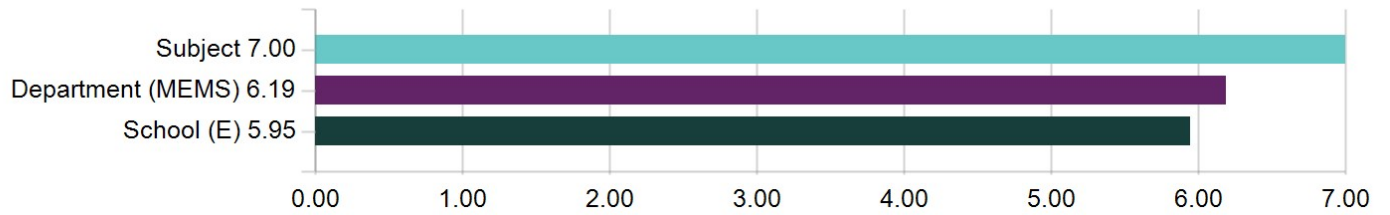
### Rating Scale Responses

Question	Subject			
	Response Count	Mean	Standard Deviation	Median
Textbooks/readings complemented the lectures.	6	7.00	0.00	7.00
Textbooks/readings were useful.	6	7.00	0.00	7.00
Assigned homeworks were helpful and relevant to the course.	6	6.67	0.82	7.00
There was reasonable time to complete assignments.	6	7.00	0.00	7.00
Assignments were returned within a reasonable period of time.	6	5.67	1.51	6.00
Comments on graded work were helpful.	6	6.17	0.98	6.50
Labs were an effective supplement to the course.	2	7.00	0.00	7.00
The course material drew upon real world applications.	6	6.50	0.84	7.00

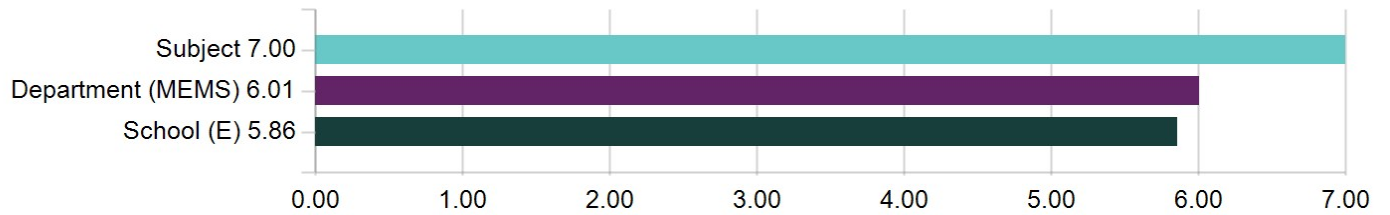




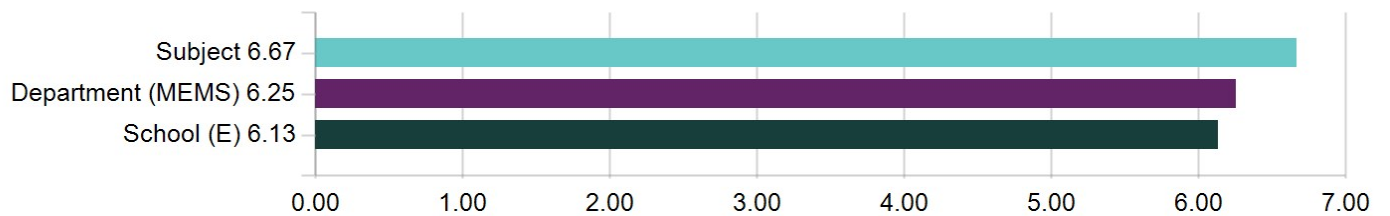
1. Textbooks/readings complemented the lectures.



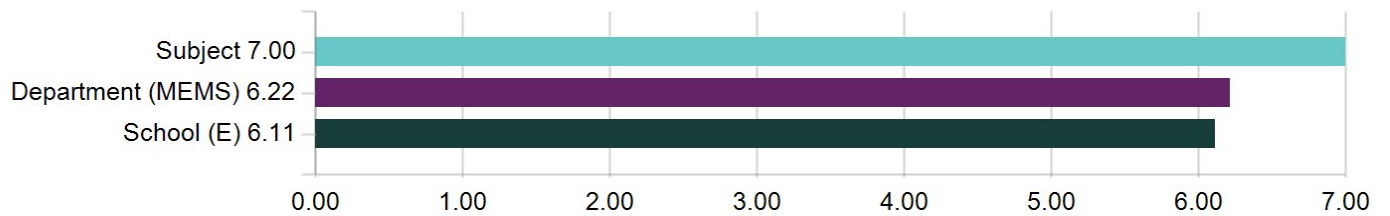
2. Textbooks/readings were useful.



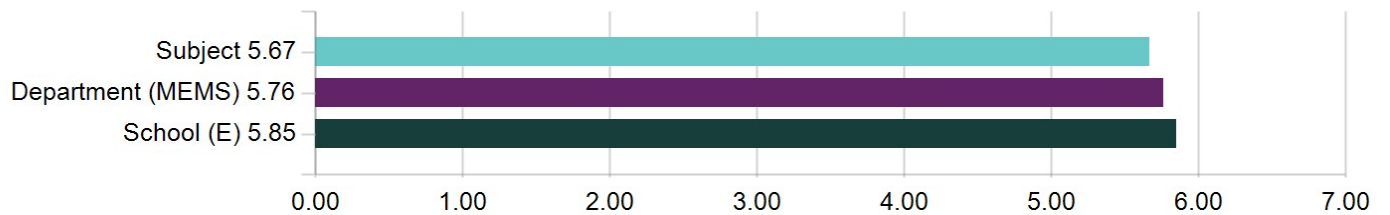
3. Assigned homeworks were helpful and relevant to the course.



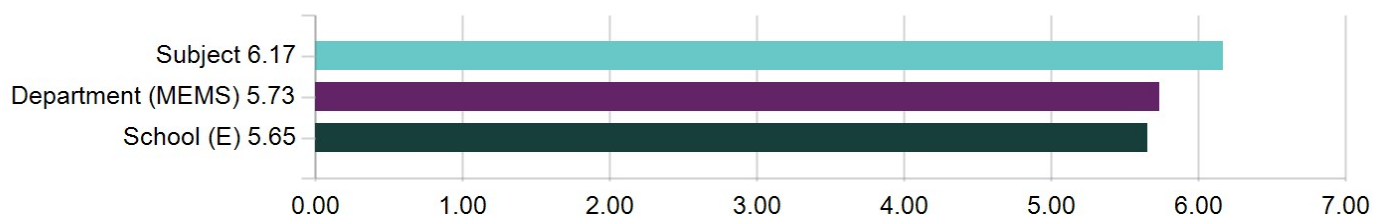
4. There was reasonable time to complete assignments.



5. Assignments were returned within a reasonable period of time.



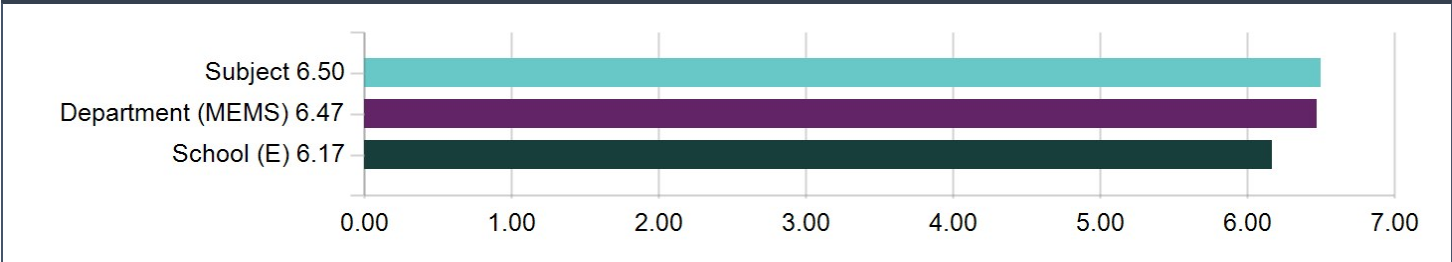
6. Comments on graded work were helpful.



7. Labs were an effective supplement to the course.



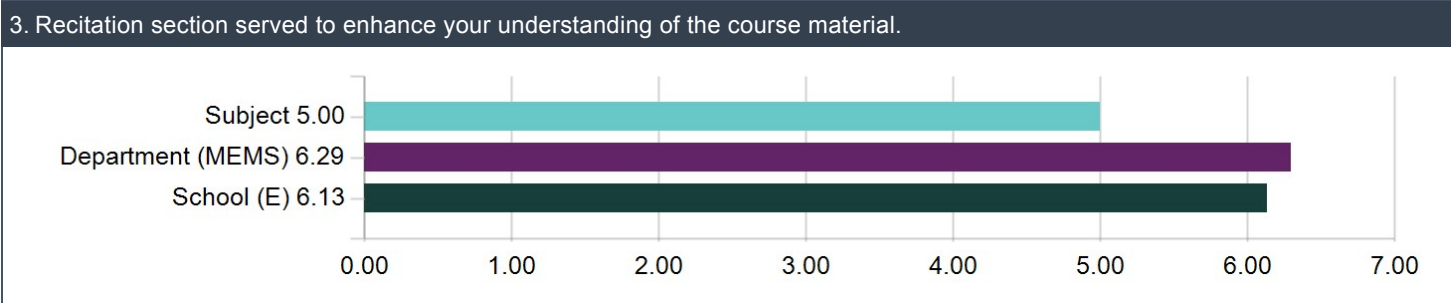
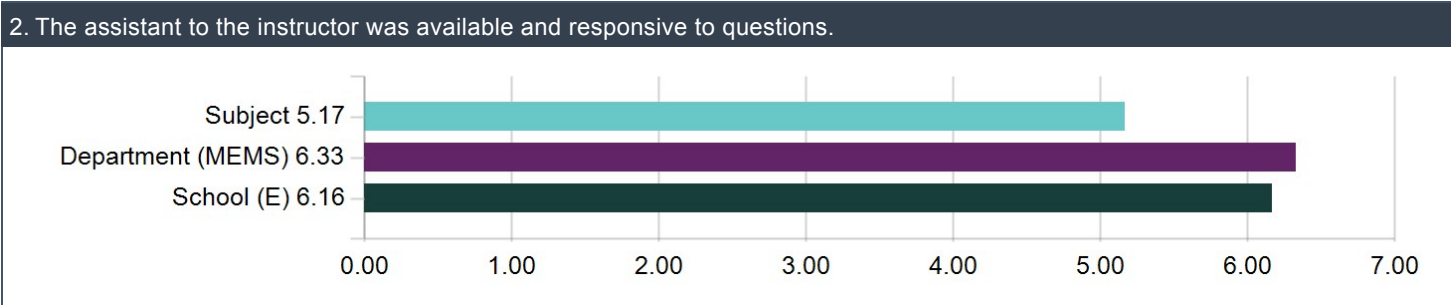
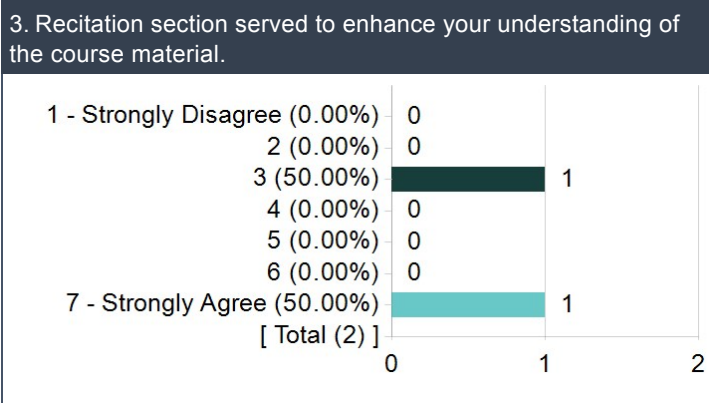
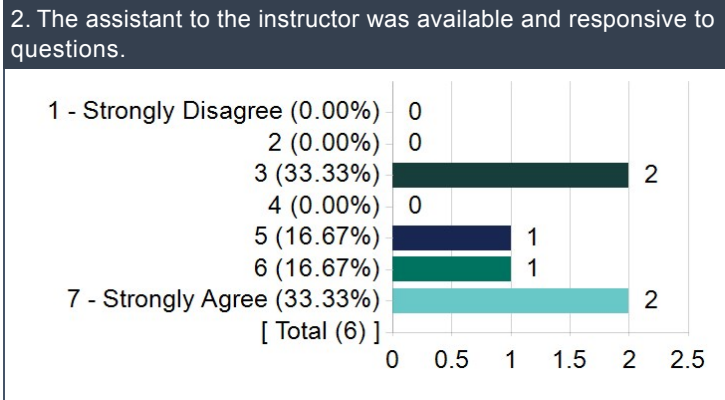
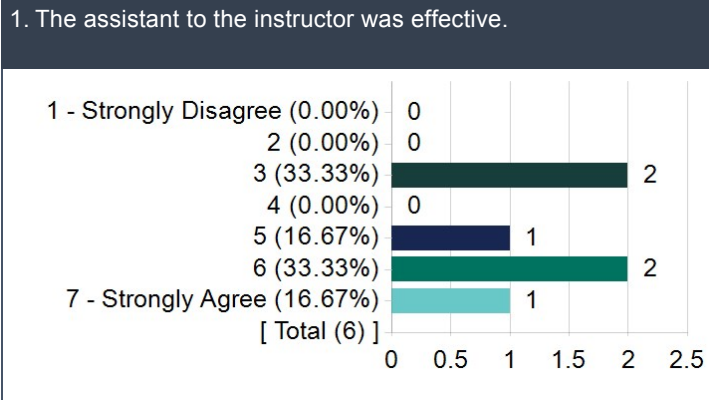
8. The course material drew upon real world applications.



## Assistant to the Instructor (AI) and Recitation

### Rating Scale Responses

Question	Response Count	Subject		
		Mean	Standard Deviation	Median
The assistant to the instructor was effective.	6	5.00	1.67	5.50
The assistant to the instructor was available and responsive to questions.	6	5.17	1.83	5.50
Recitation section served to enhance your understanding of the course material.	2	5.00	2.83	5.00



## Please comment on the effectiveness of the assistant to the instructor (AI).

Comments
The AI frequently didn't understand questions and would sometimes even host office hours during class time when we were obviously all unavailable.
TA often had office hours at very inconsistent times. There would be weeks where the TA would not schedule office hours until the day of and give little time in advance. Similarly they would schedule office hours late in the evenings on weekends and in one instance scheduled office hours during our class period for the course.

## Exams and Grade

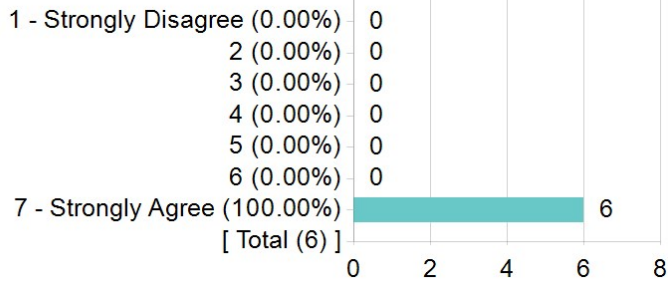
### Expected grade for this course.

Expected grade for this course.		
Options	Count	Percentage
A	4	66.67%
B	2	33.33%
C	0	0.00%
D	0	0.00%
F	0	0.00%
P	0	0.00%

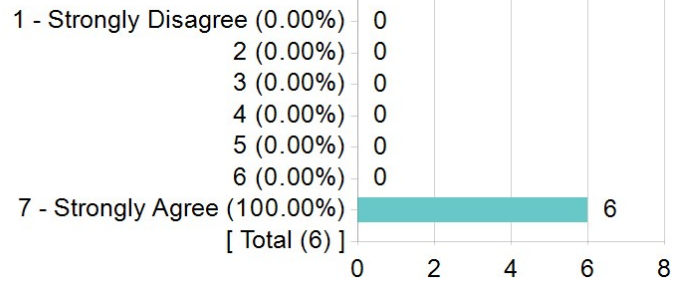
## Rating Scale Responses

Question	Subject			
	Response Count	Mean	Standard Deviation	Median
Exams reflected material taught.	6	7.00	0.00	7.00
Adequate time was given to complete exams.	6	7.00	0.00	7.00
Your grades to this point accurately reflect your understanding of the material.	6	6.83	0.41	7.00
The grading system was consistent and equitable.	6	7.00	0.00	7.00

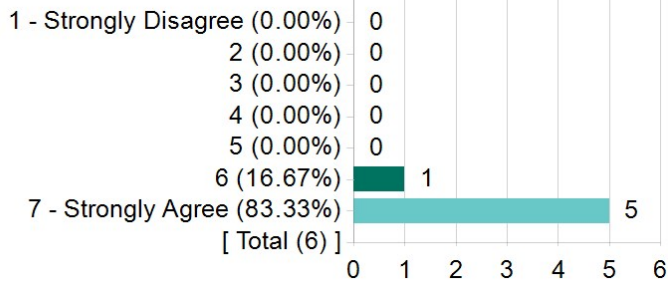
1. Exams reflected material taught.



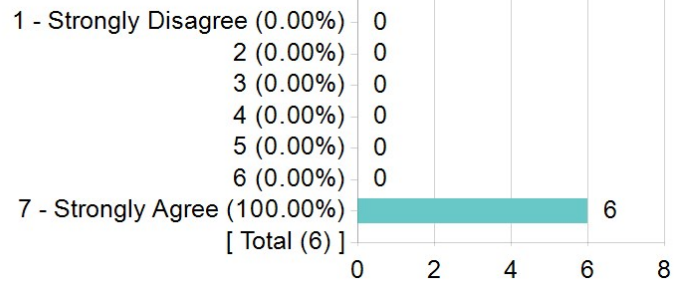
2. Adequate time was given to complete exams.



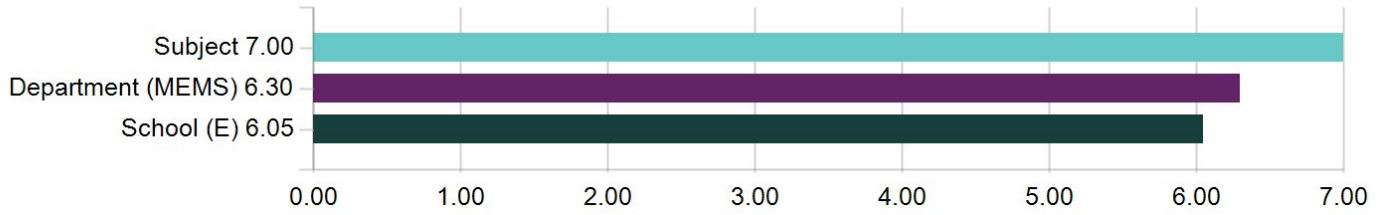
3. Your grades to this point accurately reflect your understanding of the material.



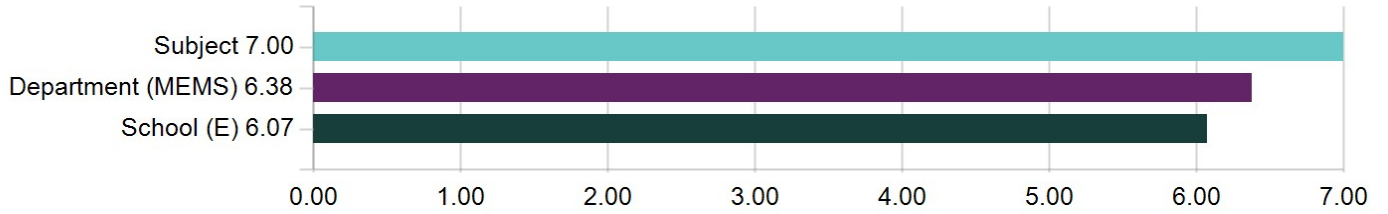
4. The grading system was consistent and equitable.



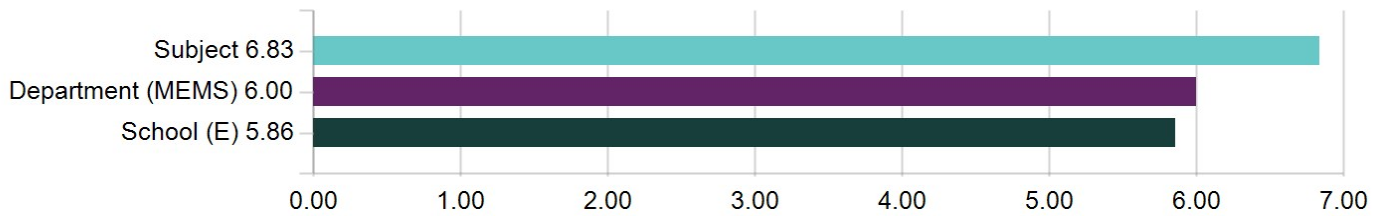
1. Exams reflected material taught.



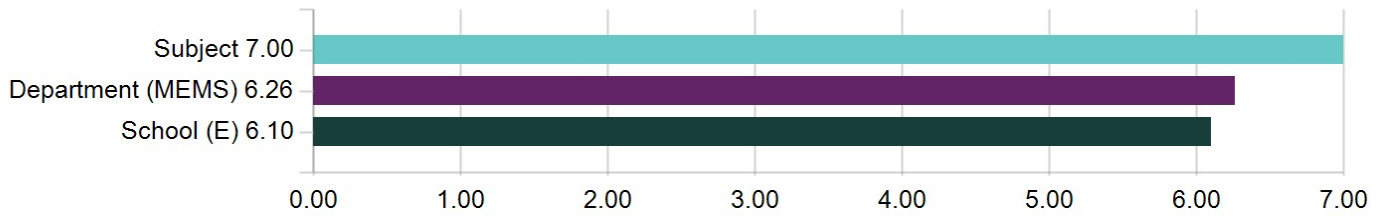
2. Adequate time was given to complete exams.



3. Your grades to this point accurately reflect your understanding of the material.



4. The grading system was consistent and equitable.



---

## Participation

---

### Overall

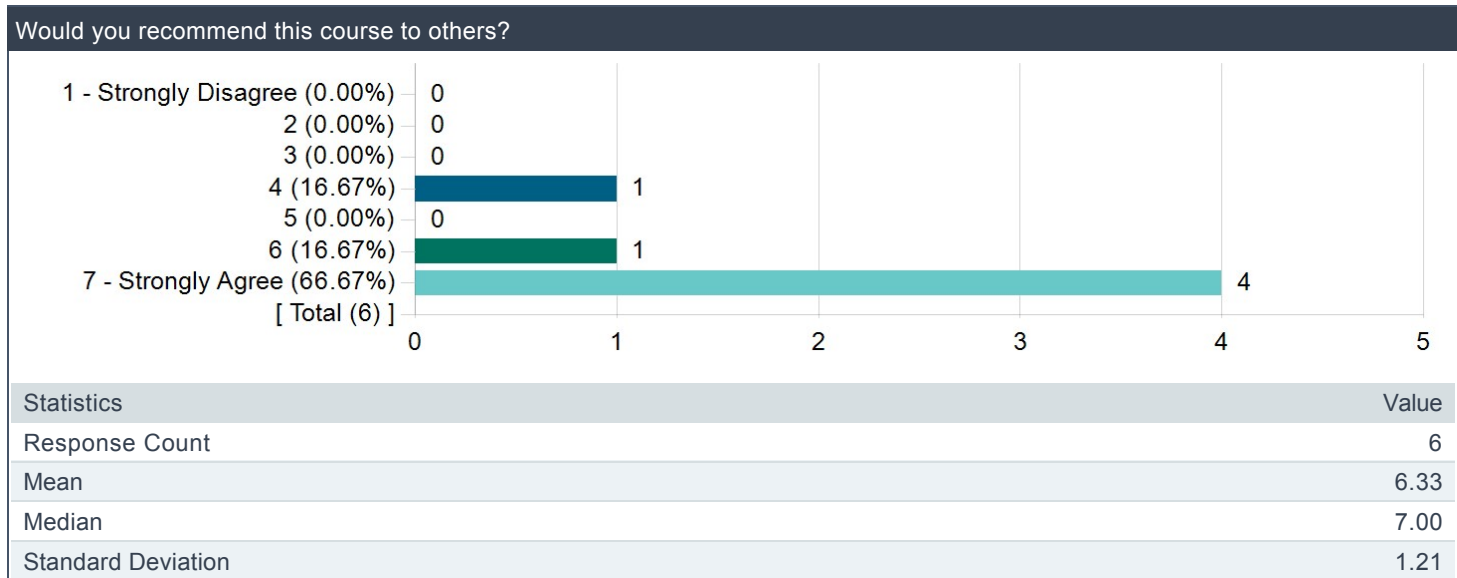
**About how many hours per week did you spend on this course outside of class?**

About how many hours per week did you spend on this course outside of class?		
Options	Count	Percentage
0	0	0.00%
1-3	2	33.33%
4-6	3	50.00%
7-9	1	16.67%
10-12	0	0.00%
13-15	0	0.00%
Over 15	0	0.00%

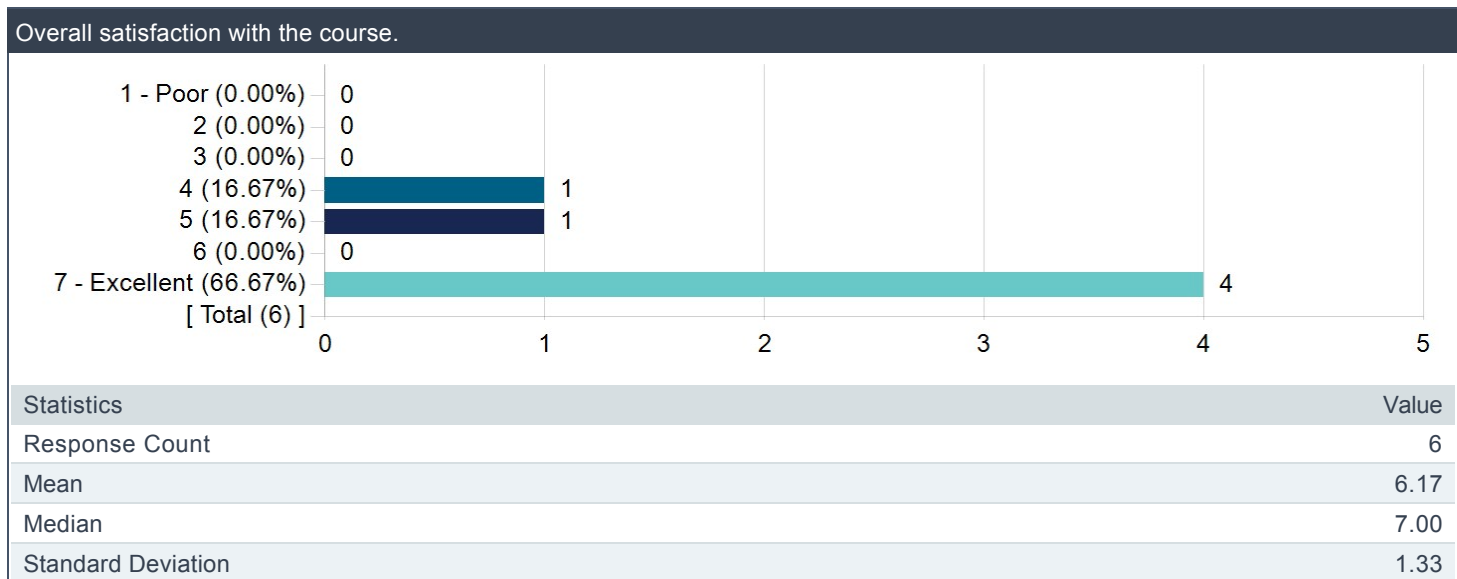
**What percentage of the lectures did you attend?**

What percentage of the lectures did you attend?		
Options	Count	Percentage
0%	0	0.00%
10%	0	0.00%
20%	0	0.00%
30%	0	0.00%
40%	0	0.00%
50%	0	0.00%
60%	0	0.00%
70%	1	16.67%
80%	1	16.67%
90%	3	50.00%
100%	1	16.67%

### Would you recommend this course to others?



### Overall satisfaction with the course.



### Any comments on why you did or did not attend lecture?

Comments
Missed lectures due to work obligations



## Comments

### What did you like most about this course?

#### Comments

Interesting approach to determining a difficult analysis subject

### How could this course improve?

#### Comments

The ad hoc nature of the homework was good, but it led to us only having 1 convection hw. We should have gone right into the convection hws after the conduction exam instead of doing another conduction hw.

### What did you like the most about Instructor **Michael Wendl**?

#### Comments

Enthusiasm and knowledge

Very understanding and respectful of his students. Always willing to answer questions and move deadlines for due dates if the class was not understanding the content. He values understanding the material rather than strict deadlines which is something all professors should strive for.

### What would you tell another student who asked you to describe this course?

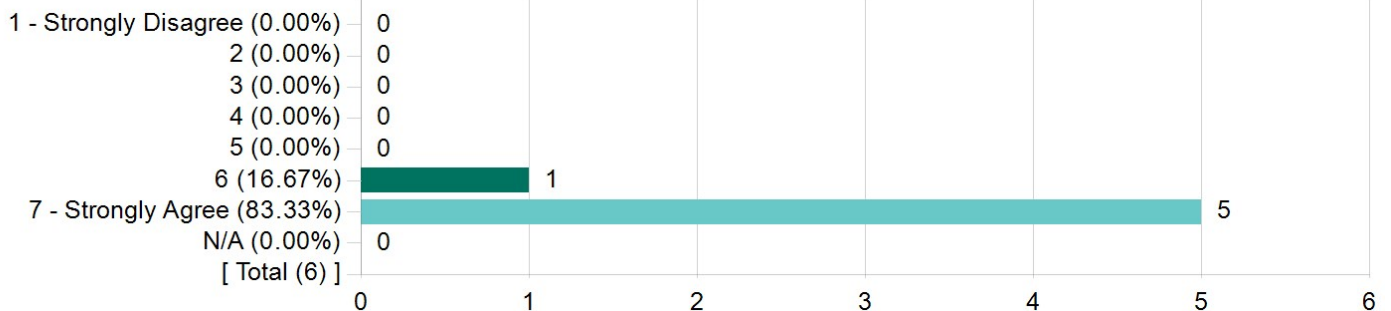
#### Comments

Refresh different methods of solving differential equations

## Danforth Question

### The course Canvas page or website could be easily navigated to find course materials.

The course Canvas page or website could be easily navigated to find course materials.



Statistics	Value
Mean	6.83
Median	7.00
Mode	7
Standard Deviation	0.41